

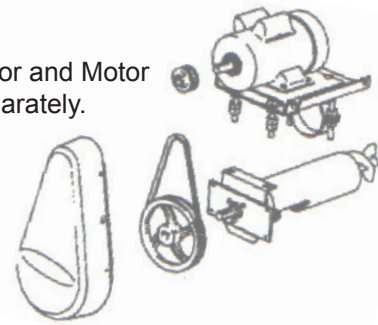


Discharge Heads for Horizontal Unloading

Prices Include

- Discharge Head with Heavy-Duty Flighting
- Sealed, Self Aligning Bearing
- Drive Kit (Driven Pulley & Belt(s))
- E-Z Off Motor Mount
- Belt Shield

Order Motor and Motor Pulley separately.



For Bill Of Lading Items, see Page B-2

Discharge Heads with Motor Mount, Drive Kit, & Belt Shield							
Size inches (cm)	Belts	Power		Part Number	List Price	Weight	
		hp	kW			lb	kg
6" (15.24)	1	Thru 2	Thru 1.49	047186	\$440	75	34
	2	3 - 5	2.24-3.73	047187	\$473	77	35
	3	7½	5.59	047188	\$508	81	37
	1*	Thru 3	Thru 2.24	048489	\$1,675	112	51
	2*	5 - 7½	3.73-5.59	048490	\$1,697	114	52
8" (20.32)	1	Thru 2	Thru 1.49	047189	\$453	83	38
	2	3 - 5	2.24-3.73	047190	\$486	85	39
	3	7½ - 10	5.59-7.46	047191	\$520	89	41
	1*	Thru 3	Thru 2.24	048488	\$1,693	121	55
	2*	5 - 7½	3.73-5.59	048487	\$1,715	124	56
10" (25.40)	1	Thru 2	Thru 1.49	047192	\$895	153	70
	2	3 - 5	2.24-3.73	047193	\$897	156	71
	3	7½ - 10	5.59-7.46	047194	\$974	159	72
	4	15	11.19	047195	\$1,208	195	89
	2*	5 - 7½	3.73-5.59	046000	\$2,084	196	90
	2**	10 - 15	7.46-11.19	048837	\$3,369	272	124
12" (30.48)	3***	20	14.91	047196	\$3,407	276	125
	3	5-10	3.73-7.46	047197	\$1,209	217	99
	4	15	11.19	047198	\$1,443	231	105
	2*	5 - 7½	3.73-5.59	046001	\$2,441	257	117
	2**	10 - 15	7.46-11.19	047199	\$3,640	300	136
	3**	20	14.91	047200	\$3,678	306	139

* Discharge Head with #741 Gear Reducer Mounted
** Discharge Head with #3051 Gear Reducer Mounted

Accessories***

Underbin Adaptors Hutchinson to NECO (Includes Flanged Connection Sleeve and Shaft with Hardware)			
6" (15.24 cm)		8" (20.32 cm)	
047036	\$265	047037	\$273

E-Z Off Motor Mount without Pivot Plate (Includes Base Plate, Hardware, and Clamping Bands)					
6" (15.24 cm)	8" (20.32 cm)	10" (25.40 cm)			
047350	\$102	047351	\$107	047352	\$110

Bolt-on Flippers with Hardware					
6" (15.24 cm)	8" (20.32 cm)	10" (25.40 cm)			
047343	\$65	047344	\$68	047345	\$73

Order Tube and Auger Extensions separately to make up the required length.

Discharge Head Lengths		
Size	Tube	Auger
6" (15.24 cm)	24" (60.96 cm)	30½" (77.47 cm)
8" (20.32 cm)	24" (60.96 cm)	33" (83.82 cm)
10" (25.40cm)	30" (76.2 cm)	43" (109.2 cm)
12" (30.48 cm)	36" (91.44 cm)	52" 132.1 cm)

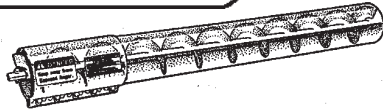
Horsepower Requirements					
Size inches (cm)	Bin Diameter		Power		Belts
	Feet	Meters	hp	kW	
6" (15.24)	14-16	4.27-4.88	¼	0.19	1
	17-25	5.18-7.62	1	0.75	1
	26-57	7.93-17.37	2	1.49	1
8" (20.32)	14-22	4.27-6.71	2	1.49	1
	23-34	7.01-10.36	3	2.24	2
	35-63	10.67-19.2	5	3.73	2
	64-75	19.51-22.76	7½	5.59	3
10" (25.40)	76-120	23.16-36.58	10	7.46	3
	14-34	4.27-10.36	5	3.73	2
	35-57	10.67-17.37	7½	5.59	3
12" (30.48)	58-80	17.68-24.38	10	7.46	3
	81-113	24.69-34.44	15	11.19	4
	114-120	34.75-36.58	20	14.91	3****
440 RPM	14-25	4.27-7.62	5	3.73	3
	26-37	7.96-11.28	7½	5.59	3
	38-57	11.58-17.37	10	7.46	3
	58-80	17.68-24.38	15	11.19	4
330 RPM	81-120	24.69-36.58	20	14.91	3****

****Discharge Head with Speed Reducer

NOTE: Horsepower is rated for horizontal positioning in dry corn at the RPM listed. Use the next larger motor when drying high-moisture grain. Horespower and belts listed are for direct-drive units unless otherwise noted.



Tube and Auger Extensions with Connections



Flying Specifications			
Flying OD	Tube OD	Flying ID (galvanized)	Connecting Shaft OD
6" (15.24cm)	1½" (3.81cm)	11 gauge*	1¼" (3.175cm)
8" (20.32cm)	1½" (3.81cm)	11 gauge*	1¼" (3.175cm)
10" (25.40cm)	2" (5.08cm)	11 gauge*	1½" (3.81cm)
12" (30.48cm)	2" (5.08cm)	¼" (0.635cm)	1½" (3.81cm)

*11 gauge galvanized = 0.1233" (0.3132cm)

Outside Tube	
6" (15.24cm)	16 Gauge Galvanized
8" (20.32cm)	14 Gauge Galvanized
10" (25.40cm)	12 Gauge Galvanized
12" (30.48cm)	12 Gauge Galvanized

*12 gauge galvanized = 0.1084" (0.2753 cm)

14 gauge galvanized = 0.0785" (0.1994 cm)

16 gauge galvanized = 0.0635" (0.1613 cm)

Tube & Auger Length		6" Standard Flying - 3/16"				6" Heavy Duty Flying - 1/4"			
Ft	Meters	Part Number	List Price	Weight		Part Number	List Price	Weight	
				lb	kg			lb	kg
2	0.6096	047017	\$224	22	10	048635	\$258	25	12
4	1.219	047018	\$234	36	17	048636	\$290	41	19
6	1.829	047019	\$290	50	23	048637	\$349	58	27
8	2.438	019836	\$314	64	29	048638	\$382	71	32
10	3.048	019837	\$340	78	36	048639	\$361	91	41
12	3.658	019838	\$350	92	42	048640	\$434	106	48
14	4.267	019839	\$375	106	48	048641	\$462	124	56
16	4.877	019840	\$411	120	55	048642	\$502	141	64
18	5.486	019841	\$451	134	61	048643	\$542	157	71
20'	6.096	019842	\$503	148	37	048644	\$558	174	79

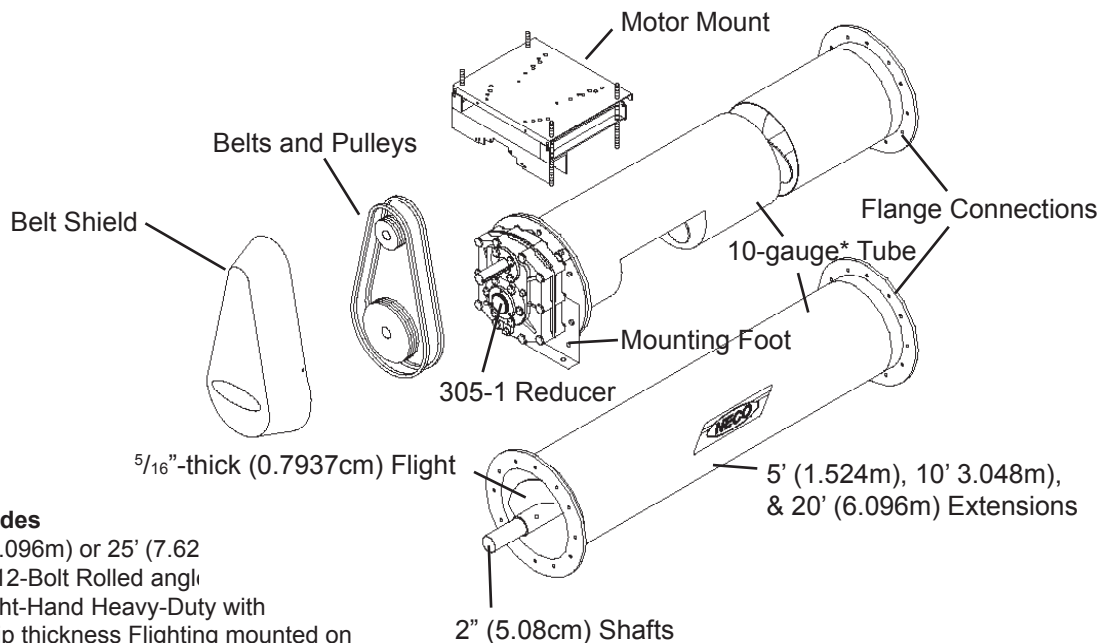
Tube & Auger Length		8" Standard Flying - 3/16"				8" Heavy Duty Flying - 1/4"				10" Standard Flying - 3/16"			
Feet	Meters	Part Number	List Price	Weight		Part Number	List Price	Weight		Part Number	List Price	Weight	
				lb	kg			lb	kg			lb	kg
2'	0.6096	047020	\$238	31	25	048645	\$283	35	16	047023	\$311	56	26
4'	1.219	047021	\$248	60	41	048646	\$315	65	30	047024	\$382	80	37
6'	1.829	047022	\$310	89	58	048647	\$376	97	44	047025	\$462	105	48
8'	2.438	019825	\$347	118	71	048648	\$422	128	58	019843	\$537	133	61
10'	3.048	019826	\$384	147	91	048649	\$433	160	73	019844	\$566	162	74
12'	3.658	019827	\$422	176	106	048650	\$493	191	87	019845	\$658	200	91
14'	4.267	019828	\$474	205	124	048651	\$549	212	96	019846	\$724	224	102
16'	4.877	019829	\$524	234	141	048652	\$605	255	116	019847	\$794	249	114
18'	5.486	019830	\$546	263	157	048653	\$632	287	130	019848	\$874	277	126
20'	6.096	019831	\$626	292	174	048654	\$695	318	144	019849	\$962	304	139

Tube & Auger Length		10" Heavy Duty Flying - 3/8"				12" Standard Flying - 3/16"				12" Heavy Duty Flying - 3/8"			
Feet	Meters	Part Number	List Price	Weight		Part Number	List Price	Weight		Part Number	List Price	Weight	
				lb	kg			lb	kg			lb	kg
2'	0.6096	048655	\$398	62	28	046156	\$413	73	33	047026	\$481	82	37
4'	1.219	048656	\$486	93	42	046157	\$562	114	52	047027	\$694	131	60
6'	1.829	048657	\$603	124	56	046158	\$711	155	71	047028	\$860	180	82
8'	2.438	048658	\$714	159	72	046159	\$859	196	90	047029	\$1,005	230	105
10'	3.048	048659	\$779	194	88	046160	\$1,013	237	108	047030	\$1,189	279	127
12'	3.658	048660	\$945	238	108	046161	\$1,160	278	126	047031	\$1,368	328	149
14'	4.267	048661	\$1,039	269	122	046162	\$1,311	319	145	047032	\$1,607	377	171
16'	4.877	048662	\$1,146	300	136	046163	\$1,466	360	163	047033	\$1,841	426	193
18'	5.486	048663	\$1,262	334	152	046164	\$1,603	400	181	047034	\$1,979	476	216
20'	6.096	048664	\$1,440	368	167	046165	\$1,734	442	201	047035	\$2,062	525	238



14" (35.56cm) All Purpose Auger

Suggested List Prices



Discharge Head Includes

- 14" (35.56cm) x 20' (6.096m) or 25' (7.62) Rolled** Tube with 12-Bolt Rolled angle
- 13" (33.02cm) OD Right-Hand Heavy-Duty with ⁵/₁₆" (0.7937cm) Strip thickness Flighting mounted on 3" (7.62cm) OD, ¹/₄" (0.635cm) wall tube
- 2" (5.08cm) OD Drive shaft
- NECO Model 3051 Reducer with 2" (5.08cm) taper Lock Bushings mounted to ³/₈" (0.9525cm) thick Mounting Plate
- Mounting Foot
- Drive Kit with Motor Mount, Belt Shield, and Motor Pulley
 - 10 hp (7.457kW) - 6" (15.24cm) x 1³/₈" (3.492cm) 2 GR.
 - 15-20 hp (11.185-14.914 kW) - 6" (15.24cm) x 1⁵/₈" (4.127) 3 GR.
 - 25-30 hp (18.64-22.37 kW)- 6" (15.24cm) x 1⁷/₈" (4.762cm) 4 GR.

14" Tube & Auger Extension***			
Extension Length		Part Number	List Price
Feet	Meters		
5	1.524	046230	\$1,998
10	3.048	046240	\$2,717
20	6.096	046246	\$4,044

Extensions Include

- 10-gauge* Hot Rolled*** Tube with 12-Bolt Rolled angle flange rings welded
- 13" (33.02cm) OD Right-Hand Heavy-Duty (⁵/₁₆" Strip thickness) Flighting mounted on 3" OD ¹/₄" wall Tube
- 2" OD Connecting Shaft

Horsepower Requirements at 200 RPM (Dry Corn)**							
Power Needed		Length Horizontal 7800 BPH		Length at 25° 7000 BPH		Length at 45° 6500 BPH	
hp	kW	Feet	Meters	Feet	Meters	Feet	Meters
10	7.457	up to 30	up to 9.14	up to 24	up to 7.32	up to 20	up to 6.096
15	11.185	31-45	9.45-13.72	25-36	7.62-10.97	21-30	6.401-9.14
20	14.914	46-60	14.02-18.29	37-48	11.28-14.63	31-40	9.45-12.19
25	18.64	61-76	18.59-23.16	49-60	14.94-18.29	41-51	12.5-15.54
30	22.37	77-90	23.47-27.43	61-72	18.59-21.95	52-61	18.85-18.59

14" Discharge Head Assembly***					
Discharge Length		Power		Part Number	List Price
Feet	Meters	hp*	kW		
20	6.096	10	7.457	046247	\$7,929
20	6.096	15 to 20	11.185-14.914	046248	\$7,994
20	6.096	25 to 30	18.64-22.37	046249	\$8,818
25	6.096	10	7.457	046207	\$8,564
25	6.096	15 to 20	11.185-14.914	046209	\$8,629
25	6.096	25 to 30	18.64-22.37	046224	\$8,823

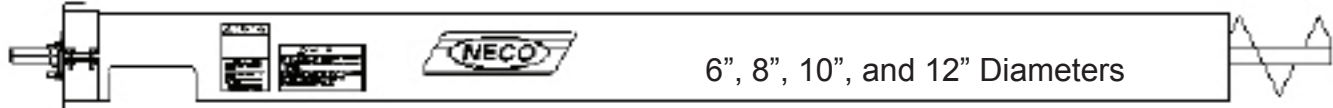
*10-gauge galvanized = 0.1382" = .0351cm

**Use next larger motor for high moisture application

*** For 10-gauge Hot Dipped Galvanized Tube in place of the Hot Rolled Painted Tube, Add \$20.00 per foot to the list price



Utility Augers



Prices Include

- Assembly as pictured
- Bearing End Cap
- Sealed Self-Aligning Precision Grade Bearing

Specifications	6" (15.24cm)	8" (20.32cm)	10" (25.40cm)	12" (30.48cm)
Galvanized Tube Gauge	16	14	12	12
Auger Flighting Gauge	7	7	7	7
Drive Shaft Diameter	1¼" (3.175cm)	1¼" (3.175cm)	1½" (3.81cm)	1½" (3.81cm)

Suggested List Price							
Part Number	Size		Tube		Auger		List Price
	Inches / Feet	metric	Inches	Meters	Inches	Meters	
046392	6" x 20'	15.24cm x 6.096m	240"	6.096	247"	6.274	\$751
046393	6" x 15'	15.24cm x 4.572m	180"	4.572	187"	4.75	\$736
046394	8" x 20'	20.32cm x 6.096m	240"	6.096	249"	6.325	\$863
046395	8" x 15'	20.32cm x 4.572m	180"	4.572	189"	4.801	\$779
046396	10" x 20'	25.40cm x 6.096m	240"	6.096	253"	6.426	\$1,367
046397	10" x 15'	25.40cm x 4.572m	180"	4.572	193"	4.902	\$1,141
046398	12" x 20'	30.48cm x 6.096m	240"	6.096	256"	6.502	\$2,246
046399	12" x 15'	30.48cm x 4.572m	180"	4.572	196"	4.978	\$1,792



Utility Augers (Continued)

RPM	Size		Length		Power		Belts
	Inches	cm	Feet	Meters	hp	kW	
440	6"	15.24	Up to 11	Up to 3.35	¾	0.559	1
			12-15	3.66-4.57	1	0.746	1
			16-31	4.88-9.45	2	1.491	1
			32-47	9.75-14.33	3	2.237	2
440	8"	20.32	Up to 14	Up to 4.27	2	1.491	1
			15-20	4.57-6.10	3	2.237	2
			21-34	6.40-10.36	5	3.728	2
			35-43	10.67-13.11	7½	5.593	3
			44-63	31.41-19.2	10	7.457	3
330	10"	25.40	Up to 20	Up to 6.10	5	3.728	3
			21-31	6.40-9.45	7½	5.593	3
			32-43	9.75-13.11	10	7.457	4
			44-59	31.41-17.98	15	11.185	3*
			60-63	12.29-19.2	20	14.914	3
270	12"	30.48	Up to 15	Up to 4.57	5	3.728	3
			16-21	4.88-6.40	7½	5.593	3
			22-31	6.71-9.45	10	7.457	3
			32-43	9.75-13.11	15	11.185	4
			44-63	31.41-19.2	20	14.914	3*

HORSEPOWER REQUIREMENTS

Horsepower is rated for horizontal positioning in dry corn at the RPM listed. Use the next larger motor when drying high-moisture grain. Horsepower and belts listed are for direct-drive units unless otherwise noted.

Use Motor Mount, Drive Kits and Belt shields from page B-2 in the Modular Unload Section B of the catalog to complete units.

Use extensions with Standard or Heavy-Duty flighting from page AP-2.

*Discharge Head with Speed Reducer

8" (20.32cm) x 27" (68.58cm) Connecting Sleeve

Manufactured from 13-gauge,
G-90 Galvanized Steel, Hardware Included

List Price \$146 Each.

Part Number 022408

NOTE! This Sleeve does not have a liner. Tubes must be butted together to prevent leakage.





6" (15.24cm) & 8" (20.32cm) All-Purpose Accessories

Ref	Description	6"		Weight		List Price	8"		Weight		List Price
		Part Number	lb	kg	lb		kg	Part Number	lb	kg	
A	Covered Slide-Gate Inlet with Rollers	023414	50	23		\$430	023414	50	23		\$430
	Removable Sweep Pivot for Above	023233	5	2		\$124	023233	5	2		\$124
B	Tube Adaptor (for adapting above to tube)	023205	17	8		\$116	023206	19	9		\$133
C	Center Hoppers (for concrete)	047371	55	25		\$340	047376	55	25		\$360
D	Intermediate Hoppers (for concrete)	047374	21	10		\$172	047379	22	10		\$177
E	Adjustable Support Bracket	021032	33	15		\$219	021035	34	16		\$236
F	Support Leg with Clamp	022680	22	10		\$188	022681	23	11		\$196
G	Adjustable Bin Bracket	014527	22	10		\$158	014528	23	11		\$163
H	Nylatron Peripheral Bearing	035234	2	1		\$59	035235	2	1		\$65
I	2' Double-Lead Flighting Intake Section	022948	11	5		\$186	022949	13	6		\$209
J	Horizontal Intake Boot with Idler Bearing	022318	32	15		\$270	022323	36	17		\$280
K	Hopper for Horizontal Auger	022197	21	10		\$244	022204	29	13		\$421
	Optional Bearing Kit for above	022506	2	1		\$83	022506	2	1		\$83
L	Hopper for inclined Auger	022171	39	18		\$388	022177	42	19		\$460
	Optional Bearing Kit for above	018140	2	1		\$161	018140	3	1.5		\$161
M	Square Outlet	024236	7	3		\$73	024234	9	3		\$75
N	90° Discharge Spout	021019	8	4		\$51	021022	11	5		\$54
	35° Discharge Spout	018907	7	3		\$59	018909	10	5		\$70
O	Roof Auger Hopper	048977	46	21		\$368	048978	54	25		\$374
P	Flow Thru Intake Hopper	021243	32	15		\$335	021244	50	23		\$443
Q	Intake Cage & Bearing Assembly	022362	15	7		\$470	022366	22	10		\$560
R	2-Piece Adjustable Elbow, 7-gauge Steel	035507	15	7		\$389	035519	19	9		\$391
S	Vertical Force Feed Intake Boot	022338	37	17		\$909	022343	53	24		\$924
T	Flange Ring Connector "Swivel Type"	035379	1	0.5		\$19	035382	1	0.5		\$20
	Flange Ring Connector "Quick Clamp"	036789	1	0.5		\$85	036790	2	1		\$101
U	Square Flange Ring	035163	2	1		\$39	035164	2	1		\$52
V	Round Flange Ring	035178	2	1		\$11	035230	2	1		\$13
W	2-Way "X" Valves	*	*	*		*	*	*	*		*
X	2-Way "Y" Valves	*	*	*		*	*	*	*		*
Y	3-Way Valves	*	*	*		*	*	*	*		*
Z	Clamping Bands (Half)	035003	1	0.5		\$4	035004	2	1		\$6
	Clamping Bands (Bag of Hardware)	036616	3	1.5		\$3	036616	4	2		\$3
AA	Mounting Bracket	036620	4	2		\$42	036621	5	2.5		\$45
AB	Adjustable Support Stand	048493	27	12		\$749	048494	28	13		\$815
AC	45° Elbow	024168	8	4		\$186	024170	12	6		\$202
AD	Downspout Tube	*	*	*		*	*	*	*		*
AE	Flexible Spouting Galvanized	*	*	*		*	*	*	*		*
AF	Star Trussing Kits: One Star	027228	83	38		\$588	028001	84	38		\$610
	Two Star	027230	139	63		\$852	028003	143	65		\$885
	Three Star	027231	--	--		\$1,435	028005	--	--		\$1,457
	Five Star	027241	--	--		\$3,055	028007	--	--		\$3,066
AG	Connecting Sleeve	036327	5	2.5		\$34	036328	7	3		\$36
	AHB Connector Sleeve	024045	10	5		\$64	024048	13	6		\$72
AH	Square-Round Transition	035455	7	3		\$149	035458	12	6		\$219

*See Separate Listing under "Spouting & Valves" Tab



10" (25.40cm) & 12" (30.48cm) All-Purpose Accessories

Ref	Description	10"	Weight		List Price	12"	Weight		List Price
		Part Number	lb	kg		Part Number	lb	kg	
A	Covered Slide-Gate Inlet with Rollers	023414	50	23	\$430	023414	50	23	\$430
	Removable Sweep Pivot for Above	023233	5	2	\$124	023233	5	2	\$124
B	Tube Adaptor (for adapting above to tube)	023207	21	10	\$139	023217	23	11	\$145
C	Center Hoppers (for concrete)	046039	80	36	\$488	019237	171	78	\$1,598
D	Intermediate Hoppers (for concrete)	046028	29	13	\$243	047384	73	33	\$645
E	Adjustable Support Bracket	021036	35	16	\$244	021384	37	17	\$260
F	Support Leg with Clamp	022682	24	11	\$206	N/A	--	--	--
G	Adjustable Bin Bracket	014529	25	11	\$170	N/A	--	--	--
H	Nylatron Peripheral Bearing	035236	3	1.5	\$75	N/A	--	--	--
I	2' Double-Lead Flighting Intake Section	022950	19	9	\$235	022951	46	21	\$415
J	Horizontal Intake Boot with Idler Bearing	022328	44	20	\$413	022333	67	31	\$482
K	Hopper for Horizontal Auger	022211	39	18	\$457	N/A	--	--	--
	Optional Bearing Kit for above	022505	2	1	\$94	022505	2	1	\$94
L	Hopper for inclined Auger	022180	50	23	\$525	N/A	--	--	--
	Optional Bearing Kit for above	N/A	--	--	--	N/A	--	--	--
M	Square Outlet	024235	15	7	\$80	024237	30	14	\$156
N	90° Discharge Spout	021025	20	9	\$56	021028	32	15	\$132
	35° Discharge Spout	018911	19	9	\$81	047518	55	25	\$299
O	Roof Auger Hopper	048979	69	32	\$473	048980	72	33	\$515
P	Flow Thru Intake Hopper	021245	80	36	\$757	N/A	--	--	--
Q	Intake Cage & Bearing Assembly	022369	35	16	\$939	022373	42	19	\$1058
R	2-Piece Adjustable Elbow, 7-gauge Steel	035508	40	18	\$503	035509	60	27	\$525
S	Vertical Force Feed Intake Boot	022305	69	32	\$1,217	N/A	--	--	--
T	Flange Ring Connector "Swivel Type"	035384	2	1	\$24	035385	4	2	\$37
	Flange Ring Connector "Quick Clamp"	036791	3	1.5	\$117	036792	3	1.5	\$133
U	Square Flange Ring	035165	3	1.5	\$65	035166	5	2.5	\$78
V	Round Flange Ring	035180	3	1.5	\$15	035181	5	2.5	\$26
W	2-Way "X" Valves	*	*	*	*	*	*	*	*
X	2-Way "Y" Valves	*	*	*	*	*	*	*	*
Y	3-Way Valves	*	*	*	*	*	*	*	*
Z	Clamping Bands (Half)	035005	2	1	\$7	035006	3	1.5	\$8
	Clamping Bands (Bag of Hardware)	036616	--	--	\$3	036616	--	--	\$3
AA	Mounting Bracket	036622	6	3	\$47	N/A	--	--	--
AB	Adjustable Support Stand	N/A	--	--	--	N/A	--	--	--
AC	45° Elbow	024172	17	8	\$243	024174	--	--	\$292
AD	Downspout Tube	*	*	*	*	*	*	*	*
AE	Flexible Spouting Galvanized	*	*	*	*	*	*	*	*
AF	Star Trussing Kits:	One Star 029436	100	46	\$1,977	N/A	--	--	--
		Two Star 028010	175	80	\$3,174	N/A	--	--	--
		Three Star 028593	--	--	\$5,402	N/A	--	--	--
		Five Star 029416	--	--	\$10,486	N/A	--	--	--
AG	Connecting Sleeve	036329	18	8	\$55	035034	24	11	\$82
AH	Square-Round Transition	035461	18	8	\$306	036431	30	14	\$309

*See Separate Listing under "Spouting & Valves" Tab



Series "AHB" Augers

Prices include:
• Discharge Section

• Intermediate Section
• Intake Section with Intake Boot

• Connections
• Bearings

• Motor Mount
• Belt Shield

Length	6" Series "AHB" 400-500 BPH					8" Series "AHB" 1100-1300 BPH					Length	6" Series "AHB" 400-500 BPH					8" Series "AHB" 1100-1300 BPH				
	Power		List Price	Weight		Power		List Price	Weight			Power		List Price	Weight		Power		List Price	Weight	
	hp	kW		lb	kg	hp	kW		lb	kg		hp	kW		lb	kg	hp	kW		lb	kg
20'	1½	1.119	\$1,995	215	98	3	2.237	\$2,172	319	145	82'	3	2.237	\$6,154	746	338	5	3.728	\$6,904	1137	516
22'	1½	1.119	\$2,410	247	112	3	2.237	\$2,606	366	166	84'	3	2.237	\$6,222	760	345	5	3.728	\$6,992	1159	526
24'	1½	1.119	\$2,480	262	119	3	2.237	\$2,692	388	176	86'	3	2.237	\$6,292	775	352	5	3.728	\$7,079	1182	536
26'	1½	1.119	\$2,548	276	125	3	2.237	\$2,779	411	186	88'	3	2.237	\$6,360	789	358	5	3.728	\$7,167	1204	546
28'	1½	1.119	\$2,618	290	132	3	2.237	\$2,863	433	196	90'	5	3.728	\$6,428	803	364	5	3.728	\$7,254	1227	557
30'	2	1.491	\$2,686	304	138	3	2.237	\$2,950	455	206	92'	5	3.728	\$6,845	836	379	5	3.728	\$7,692	1273	577
32'	2	1.491	\$3,102	337	153	3	2.237	\$3,379	502	228	94'	5	3.728	\$6,912	850	386	5	3.728	\$7,780	1296	588
34'	2	1.491	\$3,171	351	159	3	2.237	\$3,465	525	238	96'	5	3.728	\$6,981	864	392	5	3.728	\$7,867	1318	598
36'	2	1.491	\$3,240	366	166	3	2.237	\$3,550	547	248	98'	5	3.728	\$7,049	879	399	5	3.728	\$7,954	1341	608
38'	2	1.491	\$3,308	380	172	3	2.237	\$3,636	570	259	100'	5	3.728	\$7,185	880	399	7½	5.593	\$8,084	1357	616
40'	3	2.237	\$3,429	391	177	3	2.237	\$3,565	576	261	102'	5	3.728	\$7,402	912	414	7½	5.593	\$8,319	1394	632
42'	3	2.237	\$3,659	414	188	3	2.237	\$3,994	623	283	104'	5	3.728	\$7,471	927	420	7½	5.593	\$8,407	1416	642
44'	3	2.237	\$3,727	428	194	3	2.237	\$4,080	645	293	106'	5	3.728	\$7,539	941	427	7½	5.593	\$8,494	1439	653
46'	3	2.237	\$3,796	442	200	3	2.237	\$4,165	668	303	108'	5	3.728	\$7,607	955	433	7½	5.593	\$8,581	1461	663
48'	3	2.237	\$3,865	456	207	3	2.237	\$4,251	690	313	110'	5	3.728	\$7,674	969	440	7½	5.593	\$8,669	1484	673
50'	3	2.237	\$3,933	471	214	5	3.728	\$4,337	712	323	112'	5	3.728	\$8,091	1002	455	7½	5.593	\$9,108	1530	694
52'	3	2.237	\$4,350	503	228	5	3.728	\$4,766	759	344	114'	5	3.728	\$8,160	1016	461	7½	5.593	\$9,195	1553	704
54'	3	2.237	\$4,418	517	235	5	3.728	\$4,852	782	355	116'	5	3.728	\$8,229	1031	468	7½	5.593	\$9,283	1575	714
56'	3	2.237	\$4,488	532	241	5	3.728	\$4,938	804	365	118'	5	3.728	\$8,297	1065	483	7½	5.593	\$9,370	1598	725
58'	3	2.237	\$4,556	546	248	5	3.728	\$5,023	827	375	120'	5	3.728	\$8,331	1070	485	7½	5.593	\$9,500	1604	728
60'	3	2.237	\$4,690	557	253	5	3.728	\$4,952	833	378	122'	5	3.728	\$8,649	1079	489	7½	5.593	\$9,735	1651	749
62'	3	2.237	\$4,907	580	263	5	3.728	\$5,381	880	399	124'	5	3.728	\$8,716	1093	496	7½	5.593	\$9,823	1673	759
64'	3	2.237	\$4,975	594	269	5	3.728	\$5,467	902	409	126'	5	3.728	\$8,785	1107	502	7½	5.593	\$9,909	1696	769
66'	3	2.237	\$5,044	608	276	5	3.728	\$5,552	925	420	128'	5	3.728	\$8,854	1121	508	7½	5.593	\$9,997	1718	779
68'	3	2.237	\$5,113	623	283	5	3.728	\$5,638	947	430	130'	5	3.728	\$8,923	1136	515	7½	5.593	\$10,085	1741	790
70'	3	2.237	\$5,182	637	289	5	3.728	\$5,724	969	440	132'	5	3.728	\$9,338	1168	530	7½	5.593	\$10,522	1788	811
72'	3	2.237	\$5,599	670	304	5	3.728	\$6,154	1016	461	134'	5	3.728	\$9,408	1183	537	7½	5.593	\$10,610	1810	821
74'	3	2.237	\$5,667	684	310	5	3.728	\$6,240	1039	471	136'	5	3.728	\$9,476	1197	543	7½	5.593	\$10,698	1832	831
76'	3	2.237	\$5,735	698	317	5	3.728	\$6,326	1061	481	138'	5	3.728	\$9,544	1211	549	7½	5.593	\$10,784	1845	837
78'	3	2.237	\$5,802	712	323	5	3.728	\$6,411	1084	492	140'	5	3.728	\$9,580	1222	554	7½	5.593	\$10,814	1851	840
80'	3	2.237	\$5,937	723	328	5	3.728	\$6,501	1090	494	--	--	--	--	--	--	--	--	--	--	--

•For intake sections with Flow-Thru Intake Hopper add \$83 for 6" (15.24cm) augers and \$126 for 8" (20.32cm)

•Drive kit, Motor, and 3½" (8.89cm) OD Motor Pulley are not included.

•Heavy-Gauge, Large-Diameter Tube is available.

6" (15.24cm) & 8" (20.32cm) Drive Kits - 350 RPM						
Belts	Part Number	Power		List Price	Weight	
		hp	kW		lb	kg
1	022605	2	1.491	\$110	8	4
2	022606	3-5	2.237-3.728	\$112	10	5
3	022607	7½	5.593	\$190	15	7

For optional HD fighting
Rolled from ¼" (0.635cm) strip
Add to list price (per ft. length)
\$8.56/ft. on 6" (15.24cm) units
\$12.84/ft. on 8" (20.32cm) units

For a list of Drive Kits contents, please see *Drive Kits for Modular Unloading* at the end of this section.



6" (15.24cm) Series "AHB" Augers Bill of Lading List Prices

Description	Part Number	List Price
6" (15.24cm) AHB Intake Section Assembly with Horizontal Intake boot	024185	\$1,067
6" (15.24cm) AHB Intake Section Assembly with Flow-Thru Intake Hopper in lieu of Horizontal Intake Boot	021149	\$1,150
6" (15.24cm) AHB Discharge Section Assembly	024131	\$998
6" X 2' (15.24cm x 0.6096m) AHB Intermediate Section with Connector Sleeve	024135	\$581
6" X 4' (15.24cm x 1.219m) AHB Intermediate Section with Connector Sleeve	024136	\$595
6" X 6' (15.24cm x 1.829m) AHB Intermediate Section with Connector Sleeve	024137	\$743
6" X 8' (15.24cm x 2.438m) AHB Intermediate Section with Connector Sleeve	024138	\$759
6" X 10' (15.24cm x 3.048m) AHB Intermediate Section with Connector Sleeve	024139	\$797
6" X 20' (15.24cm x 6.096m) AHB Intermediate Section with Connector Sleeve	024140	\$1,121
E-Z OFF Motor Mount	047917	\$106
Belt Shield 15" to 20" (38.10cm to 50.8cm) Pulley's	047915	\$137
Belt Shield to 14" (to 35.56cm) Pulley's	047182	\$82

8" (20.32cm) Series "AHB" Augers Bill of Lading List Price

Description	Part Number	List Price
8" (20.32cm) AHB Intake Section Assembly with Horizontal Intake boot	024186	\$1,094
8" (20.32cm) AHB Intake Section Assembly with Flow-Thru Intake Hopper in lieu of Horizontal Intake Boot	021150	\$1,220
8" (20.32cm) AHB Discharge Section Assembly	024133	\$1,055
8" X 2' (20.32cm x 0.6096m) AHB Intermediate Section with Connector Sleeve	024147	\$613
8" X 4' (20.32cm x 1.219m) AHB Intermediate Section with Connector Sleeve	024148	\$698
8" X 6' (20.32cm x 1.829m) AHB Intermediate Section with Connector Sleeve	024149	\$805
8" X 8' (20.32cm x 2.438m) AHB Intermediate Section with Connector Sleeve	024150	\$815
8" X 10' (20.32cm x 3.048m) AHB Intermediate Section with Connector Sleeve	024151	\$857
8" X 20' (20.32cm x 6.096m) AHB Intermediate Section with Connector Sleeve	024152	\$1,290
E-Z OFF Motor Mount	047917	\$106
Belt Shield 15" to 20" (38.10cm to 50.8cm) Pulley's	047915	\$137
Belt Shield to 14" (to 35.56cm) Pulley's	047182	\$82

MANUFACTURED BY



Division of GLOBAL Industries, Inc.
9364 N. 45th Street - Omaha, NE 68152
Phone (402) 453-6912
www.necousa.com



Series "AHB" Auger Accessories Suggested List Prices

Description	6" (15.24cm)				8" 20.32cm)			
	Part Number	List Price	Weight		Part Number	List Price	Weight	
			lb	kg			lb	kg
AM Adjustable Support Bracket	021032	\$219	34	15	021035	\$230	35	16
BM Extra Inlet Assembly with Band	024238	\$374	13	6	024239	\$545	18	8
CM Rope-Controlled Slide Gate Outlet	024103	\$481	62	28	024108	\$515	87	39
DM Slide Gate Outlet	024059	\$242	48	22	024068	\$244	72	33
EM Square-to-Round Transition	035455	\$149	7	3	035458	\$219	12	5
FM 2-Piece Adjustable Elbow	035507	\$389	15	7	035519	\$391	19	9
GM Flange Ring Connectors	035379	\$19	1		035382	\$20	1	
Quick Connect Flange Ring	036789	\$85	1		036790	\$101	2	1
HM Connecting Sleeve - "A" Type	036327	\$34	5	2	036328	\$36	7	3
Connecting Sleeve - "AHB" Type	024045	\$64	10	5	024048	\$72	13	6
JM Intake Hopper	024118	\$250	13	6	024123	\$271	16	7
KM Tube, 14-gauge x 10' (3.048m) Galvanized	*	*	*	*	*	*	*	*
Tube, 14-gauge x 20' (6.096m) Galvanized	*	*	*	*	*	*	*	*
LM Flexible Spouting	*	*	*	*	*	*	*	*
5' (1.524m) with Square Flange Ring	**	**	**	**	**	**	**	**
5' (1.524m) without Flange Ring	**	**	**	**	**	**	**	**
10' (3.048m) without Flange Ring	**	**	**	**	**	**	**	**
25' (7.62m) without Flange Ring	**	**	**	**	**	**	**	**
MM 45° Elbow	024168	\$186	8	4	024170	\$202	12	5
PM Square Flange Ring	035163	\$39	2	1	035164	\$52	2	1
QM Round Flange Ring	035178	\$11	2	1	035230	\$13	2	1
RM Star Trussing Kit (without Cable)	--	--	--	--	--	--	--	--
Thru 40' (12.19m) Span - 1 Star Truss	027228	\$588	83	38	028001	\$610	83	38
40' (12.19m) Thru 60' Span - 2 Star	027230	\$852	139	63	028003	\$885	143	65
60' (18.29m) Thru 80' Span - 3 Star	027231	\$1,435	189	86	028005	\$1,457	194	88
80' (24.38m) Thru 100' Span - 5 Star	027241	\$3,055	239	108	028007	\$3,066	244	111
SM Mounting Bracket with Band & Hardware	036620	\$42	4	2	036621	\$45	5	2
TM Clamping Bands (Bag with Hardware)	036616	\$3	3	1.5	036616	\$3	3	1.5
Clamping Band (Half)	035003	\$4	1	0.5	035004	\$6	2	1
UM 2-way Valve ("X" Type)	***	--	***	***	***	--	***	***
VM 2-way Valve ("Y" Type)	***	--	***	***	***	--	***	***
WM 3-way Valve	***	--	***	***	***	--	***	***
XM Speed Reducer Kit - Up to 2 hp (1.491kW)	024197	\$1,307	53	24	024200	\$1,343	54	24
NECO 741 & Hardware - 3 to 5 hp (2.237-3.728kW)	024198	\$1,358	56	25	024201	\$1,394	56	25
- 7½ hp (5.593kW)	024199	\$1,409	57	26	024202	\$1,445	58	26

*See Tube prices in Spouting and Valves Section

**See Flex Spout prices in the Downspouts and Valves Section

***See Valve prices in Downspouts and Valves Section



Drive Kits for Modular Unloading All-Purpose and "AHB" Augers

Part Number	List Price	Auger Size	RPM	Power		Drive Kit Consists of...	
				hp	kW		
022600	\$40	6"/8" (15.24cm/20.32cm)	430	¼ to 2	0.559-1.491	12" x 1¼" (30.48cm x 3.175cm) 1-groove pulley	1-B50 Belt
022024	\$73	6"/8" (15.24cm/20.32cm)	430	3 to 5	2.237-3.728	12" x 1¼" (30.48cm x 3.175cm) 2-groove pulley	2-B50 Belts
022602	\$108	6"/8" (15.24cm/20.32cm)	430	7½	5.593	12" x 1¼" (30.48cm x 3.175cm) 3-groove pulley	3-B52 Belts
022603	\$77	10"/12" (25.40cm/30.48cm)	430	3 to 5	2.237-3.728	12" x 1½" (30.48cm x 3.81cm) 2-groove pulley	2-B53 Belts
022604	\$128	10"/12" (25.40cm/30.48cm)	430	7½	5.593	12" x 1½" (30.48cm x 3.81cm) 3-groove pulley	3-B53 Belts
022605	\$110	6"/8" (15.24cm/20.32cm)	350	¼ to 2	0.559-1.491	16" x 1¼" (40.64cm x 3.175cm) 1-groove pulley	1-B56 Belt
022606	\$112	6"/8" (15.24cm/20.32cm)	350	3 to 5	2.237-3.728	16" x 1¼" (40.64cm x 3.175cm) 2-groove pulley	2-B59 Belts
022607	\$190	6"/8" (15.24cm/20.32cm)	350	7½	5.593	16" x 1¼" (40.64cm x 3.175cm) 3-groove pulley	3-B59 Belts
022608	\$113	10"/12" (25.40cm/30.48cm)	320	2	1.491	16" x 1½" (40.64cm x 3.81cm) 1-groove pulley	1-B63 Belts
022609	\$115	10"/12" (25.40cm/30.48cm)	320	3 to 5	2.237-3.728	16" x 1½" (40.64cm x 3.81cm) 2-groove pulley	2-B65 Belts
022610	\$193	10"/12" (25.40cm/30.48cm)	320	7½	5.593	16" x 1½" (40.64cm x 3.81cm) 3-groove pulley	3-B65 Belts
047013	\$399	10"/12" (25.40cm/30.48cm)	350*	10	7.457	18.4" x 1½" (46.74cm x 3.81cm) 3-groove pulley	3-B70 Belts
047014	\$427	10"/12" (25.40cm/30.48cm)	350*	15	11.185	18.4" x 1½" (46.74cm x 3.81cm) 4-groove pulley	4-B70 Belts

*Using a 4" (10.16cm) Motor Pulley

MANUFACTURED BY



Division of GLOBAL Industries, Inc.
9364 N. 45th Street - Omaha, NE 68152
Phone (402) 453-6912



Conversion Table

<p>Length Conversion</p> <p>' = foot or feet " = inch or inches</p> <p>¼" = 0.635 cm ½" = 1.27 cm ¾" = 1.905 cm 1" = 2.54 cm 1¼" = 3.175 cm 1½" = 3.81 cm 1¾" = 4.445 cm 2" = 5.08 cm 3" = 7.62 cm 3.2" = 8.128 cm 4" = 10.16 cm 5" = 12.7 cm 6" = 15.24 cm 7" = 17.78 cm 7½" = 19.05 cm 8" = 20.32 cm 9" = 22.86 cm</p> <p>10" = 25.40 cm 11" = 27.94 cm 12" = 30.48 cm 13" = 33.02 cm 14" = 35.56 cm 15" = 38.10 cm 16" = 40.64 cm 18" = 45.72 cm 18.4" = 46.74 cm</p> <p>20" = 50.8 cm 22" = 55.88 cm 24" = 60.96 cm 27" = 68.58 cm 28" = 71.12 cm 30" = 76.2 cm 30½" = 77.47 cm 32" = 81.28 cm 33" = 83.82 cm 36" = 91.44 cm 43" = 109.2 cm 52" = 132.1 cm 63" = 160 cm</p>	<p>1' = 0.3048 meters 2' = 0.6096 meters 3' = 0.9144 meters 4' = 1.219 meters 4'8" = 1.422 meters 5' = 1.524 meters 6' = 1.829 meters 7' = 2.134 meters 7'6" = 2.286 meters 8' = 2.438 meters 9' = 2.743 meters</p> <p>10' = 3.048 meters 11' = 3.353 meters 12' = 3.658 meters 13' = 3.962 meters 14' = 4.267 meters 15' = 4.572 meters 16' = 4.877 meters 17' = 5.182 meters 18' = 5.486 meters 19' = 5.791 meters</p> <p>20' = 6.096 meters 21' = 6.401 meters 22' = 6.706 meters 23' = 7.01 meters 24' = 7.315 meters 25' = 7.62 meters 26' = 7.925 meters 27' = 8.23 meters 28' = 8.534 meters 29' = 8.839 meters</p> <p>30' = 9.144 meters 31' = 9.449 meters 32' = 9.754 meters 33' = 10.06 meters 34' = 10.36 meters 35' = 10.67 meters 36' = 10.97 meters 37' = 11.28 meters 38' = 11.58 meters 39' = 11.89 meters</p>	<p>40' = 12.19 meters 41' = 12.5 meters 42' = 12.8 meters 43' = 13.11 meters 44' = 31.41 meters 45' = 13.72 meters 46' = 14.02 meters 47' = 14.33 meters 48' = 14.63 meters 49' = 14.94 meters</p> <p>50' = 15.24 meters 51' = 15.54 meters 52' = 15.85 meters 53' = 16.15 meters 54' = 16.46 meters 55' = 16.76 meters 56' = 17.07 meters 57' = 17.37 meters 58' = 17.68 meters 59' = 17.98 meters</p> <p>60' = 18.29 meters 61' = 18.59 meters 62' = 18.9 meters 63' = 19.2 meters 64' = 19.51 meters 65' = 19.81 meters 66' = 20.12 meters 67' = 20.42 meters 68' = 20.73 meters 69' = 21.03 meters</p> <p>70' = 21.34 meters 71' = 21.64 meters 72' = 21.95 meters 73' = 22.25 meters 74' = 22.56 meters 75' = 22.86 meters 76' = 23.16 meters 77' = 23.47 meters 78' = 23.77 meters 79' = 24.08 meters</p>	<p>80' = 24.38 meters 81' = 24.69 meters 82' = 24.99 meters 83' = 25.3 meters 84' = 25.6 meters 85' = 25.91 meters 86' = 26.21 meters 87' = 26.52 meters 88' = 26.82 meters 89' = 27.13 meters</p> <p>90' = 27.43 meters 91' = 27.74 meters 92' = 28.04 meters 93' = 28.25 meters 94' = 28.65 meters 95' = 28.96 meters 96' = 29.26 meters 97' = 29.57 meters 98' = 29.87 meters 99' = 30.18 meters 100' = 30.48 meters</p> <p>101' = 30.78 meters 102' = 31.09 meters 103' = 31.39 meters 104' = 31.7 meters 105' = 32 meters 106' = 32.31 meters 107' = 32.61 meters 108' = 32.92 meters 109' = 33.22 meters 110' = 33.53 meters</p> <p>111' = 33.83 meters 112' = 34.14 meters 113' = 34.44 meters 114' = 34.75 meters 115' = 35.05 meters 116' = 35.36 meters 117' = 35.66 meters 118' = 35.97 meters 119' = 36.27 meters</p>	<p>120' = 36.58 meters 121' = 36.88 meters 122' = 37.19 meters 123' = 37.49 meters 124' = 37.8 meters 125' = 38.1 meters 126' = 38.4 meters 127' = 38.71 meters 128' = 39.01 meters 129' = 39.32 meters</p> <p>Power Conversion</p> <p><u>hp</u> <u>kW</u></p> <p>0.25 = 0.1861 0.5 = 0.3728 0.75 = 0.5593 1 = 0.7456 1.5 = 1.1185 2 = 1.4913 2.5 = 1.8642 2.65 = 1.976 3 = 2.2370 5 = 3.7284 7 = 5.2198 7½ = 5.5927 10 = 7.4569 15 = 11.1854 20 = 14.9139 30 = 22.37 40 = 29.83 50 = 37.28 60 = 44.74</p>

Conversion Factors

<p>Abbreviations</p> <p>' = foot or feet " = inch or inches</p> <p>lb = pound kg = kilogram</p> <p>cm = centimeter m = meter</p> <p>hp = horsepower kW = kilowatt hz = hertz</p>	<p>Distance and Length</p> <p>centimeter x 0.394 = inches centimeter x 0.03281 = feet meter x 3.281 = feet</p> <p>inches x 2.540 = centimeters feet x 30.48 = centimeters feet x 0.3049 = meters</p>	<p>Weight and Mass</p> <p>pounds x 0.454 = kilogram kilogram x 2.205 = pounds</p>	<p>Power</p> <p>horsepower x 0.746 = kilowatts kilowatts x 1.34 = horsepower</p>
---	---	--	---