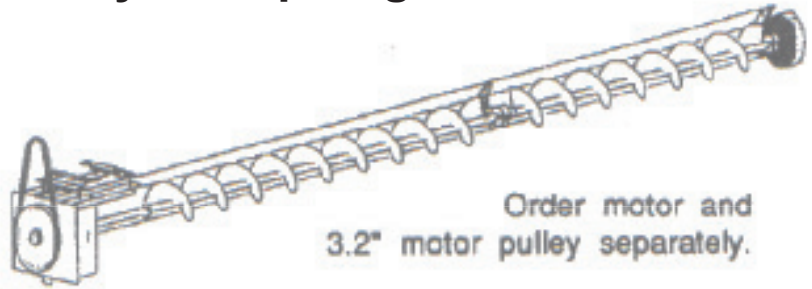




Standard-Duty Sweep Augers

Standard duty sweep augers are available in 6" and 8". They are designed to provide customers with a sweep that is light-weight and easy to carry into the grain bin. Standard duty sweep augers use a basic unit along with an extension to provide a complete sweep for any size bin.



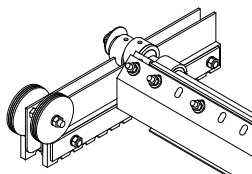
Order motor and 3.2" motor pulley separately.

Bin Diameter		6" Standard Sweep 4" Flighting to match the capacity of a 6" Unloading Auger					8" Standard Sweep 5 1/4" Flighting to match the capacity of a 8" Unloading Auger								
Feet	Meters	Power		Belts	Part Number	List Price	Weight		Power		Belts	Part Number	List Price	Weight	
		hp	kW				lb	kg	hp	kW				lb	kg
18'	5.49	1/2	0.37	1	048888		50	23	1	0.75	1	048895		56	26
21'	6.40	1/2	0.37	1	048889		55	25	1	0.75	1	048896		62	28
24'	7.32	3/4	0.56	1	048890		60	27	1 1/2	1.12	1	048897		68	31
27'	8.23	3/4	0.56	1	048891		65	30	1 1/2	1.12	1	048898		74	34
30'	9.14	3/4	0.56	1	048892		70	32	2	1.49	1	048899		80	36
33'	10.06	1	0.75	1	048893		75	34	2	1.49	1	048900		86	39
36'	10.97	1 1/2	1.12	1	048894		80	36	3	2.24	1	048901		93	42

Bill of Lading Items are on Page C-2

Standard sweep augers use a Z-Bar Motor Mount. E-Z Off Motor Mount is **OPTIONAL**

Description	Part Number	List Price
E-Z Off Motor Mount up to 3 hp	046281	
E-Z Off Motor Mount	047800	



For optional sweep walker in place of the rubber wheel drive add \$435 to above prices. Part # 014312

Please see the Conversion Table at the end of this section for metric equivalent values.



Standard-Duty Sweep Augers Bill of Lading Items and List Prices

Description	Length Feet (Meters)	Part Number	List Price	Weight		6" (15.24 cm) Sweep Augers							8" (20.32 cm) Sweep Augers													
						lb	kg	048888 18'	048889 21'	048890 24'	048891 27'	048892 30'	048893 33'	048894 36'	048895 18'	048896 21'	048897 24'	048898 27'	048899 31'	048900 33'	048901 36'					
				6" Basic Sweep	9 (2.74)	048866		30	14	1	1	1	1	1	1	1										
6" Sweep Ext.	1½ (0.46)	048867		6	3		1																			
6" Sweep Ext.	3 (0.91)	048869		11	5			1																		
6" Sweep Ext.	4½ (1.37)	048870		16	7				1																	
6" Sweep Ext.	6 (1.83)	048871		21	10					1																
6" Sweep Ext.	7½ (2.29)	048872		26	12						1															
6" Sweep Ext.	9 (2.74)	048873		31	14							1														
8" Basic Sweep	9 (2.74)	048874		36	17								1	1	1	1	1	1	1	1	1	1	1	1	1	
8" Sweep Ext.	1½ (0.46)	048875		7	3									1												
8" Sweep Ext.	3 (0.91)	048877		13	6										1											
8" Sweep Ext.	4½ (1.37)	048878		19	9											1										
8" Sweep Ext.	6 (1.83)	048879		25	12															1						
8" Sweep Ext.	7½ (2.29)	048880		31	14																	1				
8" Sweep Ext.	9 (2.74)	048881		37	17																			1		
Bearing Kit *	--	048882		5	2																					
Box of Parts	--	048883		19	9	1	1	1	1	1	1	1	1	1	1	1	1	1	1	1	1	1	1	1	1	

The Box of Parts Includes

- Pivot Box Assembly
- Paddle Wheel Assembly
- Motor Mount
- Driven Pulley
- V-Belt

Sweep bill of lading part numbers and prices below are for bundles which include the Sweep Auger, Drag Angle, Splice Plate, and Torque Tube.

* NOTE: The box of parts supplied with the basic sweep auger contains bearings and hardware for the basic sweep and one extension auger. If more than one extension is required, a bearing kit is also required with each extension.



6" Commercial-Duty Sweep Augers

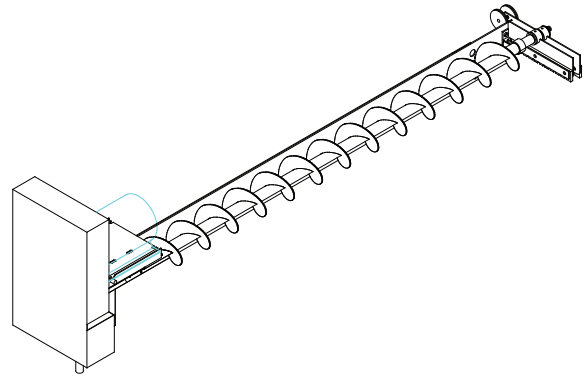
Modular commercial-duty Sweep Augers use basic sections which when used in combination assemble into complete sweeps for any size bin. Commercial-duty sweeps incorporate a V-shaped support that is riveted to the back of the backstop to add rigidity.

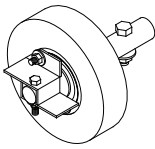
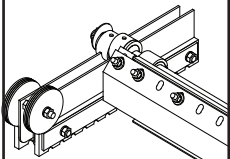
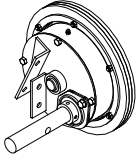
Price includes

- Pivot Box with all Hardware
- Sweep Auger(s) bundled with Backstop(s)
- E-Z Off Motor mount
- Drive Kit
- Belt Shield
- Splice Plate with Splash Guard
- Sweep Propelling Mechanism

Not included

- Motor
- 3.2" (8.128 cm) Motor Pulley



<p>Note: 6" (15.24 cm) sweep augers have (4"10.16 cm) diameter flighting to match capacity of a 6" (15.24 cm) underbin auger.</p>					 <p>Solid Rubber Wheel</p>		 <p>Sweep Walker</p>		 <p>Reduction Wheel</p>			
Bin Diameter		Power Needed		Belts Needed	Part Number (with Wheel)	List Price (with Wheel)	Part Number (with Walker)	List Price (with Walker)	Part Number (with Reduction Wheel)	List Price (with Reduction Wheel)	Weight	
Feet	Meters	hp	kW								lb	kg
18'	5.49	½	0.373	1	047388		047488		047498		113	52
21'	6.40	½	0.373	1	047391		047489		047499		119	54
24'	7.32	¾	0.560	1	047394		047491		048185		127	58
27'	8.23	1	0.746	1	047397		047493		048187		149	68
30'	9.14	1	0.746	1	047400		047495		048189		162	74
33'	10.06	1	0.746	1	047403		047496		048190		172	78
36'	10.97	1	0.746	2	047481		047406		047408		178	81
42'	12.8	1	0.746	2	047483		047412		047413		192	88
48'	14.49	2	1.491	2	047484		047418		047417		249	114
54'	16.46	2	1.491	2	047486		047424		048191		265	121
60'	18.29	2	1.491	2	047487		047430		047419		281	128

*NOTE: Weights are for sweep auger with walker. Deduct 10 pounds for wheel; add 9 pounds the reduction wheel.



8" (20.32 cm) Commercial-Duty Sweep Augers

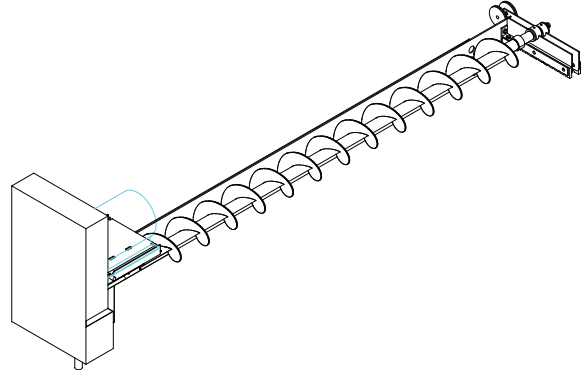
Modular Commercial Duty Sweep Augers use basic sections, which in combination, assemble into complete sweeps for any size bin. Commercial duty sweeps incorporate a V-shaped support riveted to the back of the backstop for rigidity.

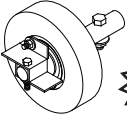
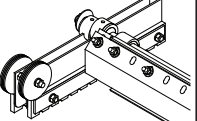
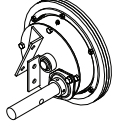
Price includes

- Pivot Box with all Hardware
- Sweep Auger(s) bundled with Backstop(s)
- E-Z Off Motor mount
- Drive Kit
- Belt Shield
- Splice Plate with Splash Guard
- Sweep Propelling Mechanism

Not included

- Motor
- 3.2" (8.128 cm) Motor Pulley



Note: 8" sweep augers have 5-1/4" dia. flight to match capacity of a 8" underbin auger.				 Solid Rubber Wheel		 Sweep Walker		 Reduction Wheel				
Bin Diameter		Power Needed		Belts Needed	Part Number (with Wheel)	List Price (with Wheel)	Part Number (with Walker)	List Price (with Walker)	Part Number (with Reduction Wheel)	List Price (with Reduction Wheel)	Weight	
Feet	Meters	hp	kW								lb	kg
18'	5.49	1	0.746	1	047443		047387		047399		124	56
21'	6.40	1	0.746	1	047446		047389		047401		139	63
24'	7.32	1½	1.119	1	047449		047393		047404		149	68
27'	8.23	1½	1.119	2	047452		046142		047440		160	73
30'	9.14	2	1.491	2	047455		049802		047444		175	80
33'	10.06	2	1.491	2	047458		046143		047445		187	85
36'	10.97	3	2.237	2	048195		047461		047463		202	92
42'	12.8	3	2.237	2	048197		047467		047468		227	103
48'	14.63	5	3.728	3	048199		047473		047471		279	127
54'	16.46	5	3.728	3	048200		047479		047447		306	139
60'	18.29	5	3.728	3	048201		047485		047472		326	148
72'	21.95	5	3.728	3	048202		047497		047474		374	170
75'	22.86	5	3.728	3	048203		047500		047475		395	179
78'	23.77	5	3.728	3	047386		047503		047476		410	186

*NOTE: Weights are for sweep auger with walker. Deduct 10 pounds for wheel; add 9 pounds the reduction wheel.



6" (15.24 cm) & 8" (20.32 cm) Commercial-Duty Sweep Augers

Bill Of Lading Prices

Part Number	Description	6" Auger	8" Auger	List Price	Weight	
		Bin Diameter			lb	kg
046281	E-Z Off Motor Mount Up to 3 hp	0'-60'	0'-33'		10	5
047800	E-Z Off Motor Mount	- None -	36'-78'		25	12
048057	Drive Kit 10" x 1¼", 1 Belt	0'-33'	0'-28'		4	2
048058	Drive Kit 10" x 1¼", 2 Belt	34'-60'	29'-42'		7	3
048059	Drive Kit 10" x 1¼", 3 Belt	- None -	43'-78'		12	6

Part Number	Description	List Price	Weight	
			lb	kg
014972	Box of parts for 6" & 8" Commercial Sweeps		33	15
046501	Box of Parts Sweep Wheel		7	3
014338	Box of Parts Sweep Walker		17	8
046502	Box of Parts Sweep Reduction Wheel		26	12

Part Number	Description	List Price	Weight	
			lb	kg
046500	Extra Backstop Splice Plate		9	4
	6" Sweep Extensions			
014974	Sweep Auger Ext. 6" x 6' with Backstop		46	21
014975	Sweep Auger Ext. 6" x 7'6" with Backstop		56	46
014976	Sweep Auger Ext. 6" x 9' with Backstop		62	56
014977	Sweep Auger Ext. 6" x 10'6" with Backstop		70	62
048055	Sweep Auger Ext. 6" x 6" with Backstop		4	70
048056	Sweep Auger Ext. 6" x 12" with Backstop		5	4
	8" Sweep Extensions			
014954	Sweep Auger Ext. 8" x 6' with Backstop		45	5
014953	Sweep Auger Ext. 8" x 7'6" with Backstop		60	45
014952	Sweep Auger Ext. 8" x 9' with Backstop		75	60
014951	Sweep Auger Ext. 8" x 10'6" with Backstop		85	75
048064	Sweep Auger Ext. 8" x 6" with Backstop		9	85
048065	Sweep Auger Ext. 8" x 12" with Backstop		11	9



**6" (15.24 cm) & 8" (20.32 cm) Commercial-Duty Sweep Auger
Bill Of Lading Prices
(continued)**

Bin Diameter		Total Length from pivot point to end of sweep assembly		6' (1.83 m) Ext.	7'6" (2.29 m) Ext.	9' (2.73 m) Ext.	10'6" (3.2 m) Ext.	6" (15.24 cm) Ext.	12" (30.48 cm) Ext.	Splice Plate Bag of Parts (BOP)
Feet	Meters	Feet	Meters							
18'	5.49	8'8"	2.642		1					
21'	6.40	10'2"	3.099			1				
24'	7.32	11'8"	3.556				1			
27'	8.23	13'2"	4.013	2						
30'	9.14	14'8"	4.47	1	1					
33'	10.06	16'2"	4.928		2					
36'	10.97	17'8"	5.385		1	1				
42'	12.8	20'8"	6.299			1	1			
48'	14.63	23'8"	7.214	1	1	1				1
54'	16.46	26'8"	8.128		1	2				1
60'	18.29	29'8"	9.042		1		2			1
72'	21.95	35'8"	10.87	1	1		2			2
75'	22.86	37'2"	11.33		2		2			2
78'	23.77	38'8"	11.79		1	1	2			2



10" (25.40 cm) Commercial-Duty Sweep Auger

Prices Include

- 10" Sweep Auger
- Drag Angle Backstop
- 10" Pivot Box
- Motor mount
- Drive Kit
- Belt Shield

Not Included

- Motor - 1750 RPM Motor -- Rated for dry corn
- 3.25" (8.255 cm) Motor Pulley
- Sweep Drive

Order Sweep Drive Separately

- 046502-\$417-Reduction Wheel
- 054563-\$391-Sweep Walker

Note: 10" Sweep Augers have 7¹/₈" (18.1 cm) Diameter Flighting and are designed to match the unloading capacity of a 10" Unloading Auger.

Bin Diameter		Power Needed		Belts Needed	Part Number	List Price	Weight	
Feet	Meters	hp	kW				lb	kg
18'	5.5	3	2.2	2	054621		178	81
21'	6.4	3	2.2	2	054622		195	88
24'	7.3	3	2.2	2	054623		211	96
27'	8.2	3	2.2	2	054624		228	104
30'	9.1	5	3.7	2	054625		262	119
33'	10.1	5	3.7	2	054626		279	127
36'	11.0	5	3.7	2	054627		295	134
39'	11.9	5	3.7	2	054628		312	142
42'	12.8	5	3.7	2	054629		329	150
48'	14.6	5	3.7	2	054630		363	165
54'	16.5	7.5	5.5	3	054631		413	188
60'	18.3	7.5	5.5	3	054632		447	203
72'	21.9	7.5	5.5	3	054633		531	241
78'	23.8	7.5	5.5	3	054634		564	257



Table 1. 10” Sweep Auger Bill of Lading Table

10” Sweep Auger Bill of Lading Table																
Part Number	Description	List Price	054621	054622	054623	054624	054625	054626	054627	054628	054629	054630	054631	054632	054633	054634
			18'	21'	24'	27'	30'	33'	36'	39'	42'	48'	54'	60'	72'	78'
047800	E-Z Off Motor Mount 10”/12”		1	1	1	1	1	1	1	1	1	1	1	1	1	1
051798	10” Sweep Auger 141”					1						1				
051799	10” Sweep Auger 123”				1						1	1				1
051802	10” Sweep Auger 114”													2		
051803	10” Sweep Auger 105”			1					1	2	1		2	1	3	3
051804	10” Sweep Auger 87”		1				1	2	1				1		1	
051805	10” Sweep Auger 69”						1									
051811	10” Inside Drag Angle 141”					1						1				
051812	10” Inside Drag Angle 123”				1						1					1
051813	10” Inside Drag Angle 105”			1					1	1				1		
051814	10” Inside Drag Angle 87”		1					1					1		1	
051815	10” Inside Drag Angle 69”						1									
051820	10” Outside Drag Angle 123”											1				
051821	10” Outside Drag Angle 114”													2		
051822	10” Outside Drag Angle 105”									1	1		2		3	3
051823	10” Outside Drag Angle 87”						1	1	1							
051890	10” Pivot Box Assembly		1	1	1	1	1	1	1	1	1	1	1	1	1	1
054613	BOP 10” Sweep		1	1	1	1										
054614	BOP 10” Sweep						1	1	1	1	1	1				
054615	BOP 10” Sweep												1	1		
054616	BOP 10” Sweep														1	1

The Sweep Drive Mechanisms are to be ordered separately.

- 046502—Box of Parts 6/8/10” Reduction Wheel
- 054563—Box of Parts 10” Sweep Walker & End Bearing



Conversion Table				
Length Conversion ' = foot or feet " = inch or inches ¼" = 0.635 cm ½" = 1.27 cm ¾" = 1.905 cm 1" = 2.54 cm 1¼" = 3.175 cm 1½" = 3.81 cm 1¾" = 4.445 cm 2" = 5.08 cm 3" = 7.62 cm 3.2" = 8.128 cm 4" = 10.16 cm 5" = 12.7 cm 6" = 15.24 cm 7" = 17.78 cm 7½" = 19.05 cm 8" = 20.32 cm 9" = 22.86 cm 10" = 25.40 cm 11" = 27.94 cm 12" = 30.48 cm 13" = 33.02 cm 14" = 35.56 cm 15" = 38.10 cm 16" = 40.64 cm 18" = 45.72 cm 18.4" = 46.74 cm 20" = 50.8 cm 22" = 55.88 cm 24" = 60.96 cm 27" = 68.58 cm 28" = 71.12 cm 30" = 76.2 cm 30½" = 77.47 cm 32" = 81.28 cm 33" = 83.82 cm 36" = 91.44 cm 43" = 109.2 cm 52" = 132.1 cm 63" = 160 cm	1' = 0.3048 meters 2' = 0.6096 meters 3' = 0.9144 meters 4' = 1.219 meters 4'8" = 1.422 meters 5' = 1.524 meters 6' = 1.829 meters 7' = 2.134 meters 7'6" = 2.286 meters 8' = 2.438 meters 9' = 2.743 meters 10' = 3.048 meters 11' = 3.353 meters 12' = 3.658 meters 13' = 3.962 meters 14' = 4.267 meters 15' = 4.572 meters 16' = 4.877 meters 17' = 5.182 meters 18' = 5.486 meters 19' = 5.791 meters 20' = 6.096 meters 21' = 6.401 meters 22' = 6.706 meters 23' = 7.01 meters 24' = 7.315 meters 25' = 7.62 meters 26' = 7.925 meters 27' = 8.23 meters 28' = 8.534 meters 29' = 8.839 meters 30' = 9.144 meters 31' = 9.449 meters 32' = 9.754 meters 33' = 10.06 meters 34' = 10.36 meters 35' = 10.67 meters 36' = 10.97 meters 37' = 11.28 meters 38' = 11.58 meters 39' = 11.89 meters	40' = 12.19 meters 41' = 12.5 meters 42' = 12.8 meters 43' = 13.11 meters 44' = 13.41 meters 45' = 13.72 meters 46' = 14.02 meters 47' = 14.33 meters 48' = 14.63 meters 49' = 14.94 meters 50' = 15.24 meters 51' = 15.54 meters 52' = 15.85 meters 53' = 16.15 meters 54' = 16.46 meters 55' = 16.76 meters 56' = 17.07 meters 57' = 17.37 meters 58' = 17.68 meters 59' = 17.98 meters 60' = 18.29 meters 61' = 18.59 meters 62' = 18.9 meters 63' = 19.2 meters 64' = 19.51 meters 65' = 19.81 meters 66' = 20.12 meters 67' = 20.42 meters 68' = 20.73 meters 69' = 21.03 meters 70' = 21.34 meters 71' = 21.64 meters 72' = 21.95 meters 73' = 22.25 meters 74' = 22.56 meters 75' = 22.86 meters 76' = 23.16 meters 77' = 23.47 meters 78' = 23.77 meters 79' = 24.08 meters	80' = 24.38 meters 81' = 24.69 meters 82' = 24.99 meters 83' = 25.3 meters 84' = 25.6 meters 85' = 25.91 meters 86' = 26.21 meters 87' = 26.52 meters 88' = 26.82 meters 89' = 27.13 meters 90' = 27.43 meters 91' = 27.74 meters 92' = 28.04 meters 93' = 28.25 meters 94' = 28.65 meters 95' = 28.96 meters 96' = 29.26 meters 97' = 29.57 meters 98' = 29.87 meters 99' = 30.18 meters 100' = 30.48 meters 101' = 30.78 meters 102' = 31.09 meters 103' = 31.39 meters 104' = 31.7 meters 105' = 32 meters 106' = 32.31 meters 107' = 32.61 meters 108' = 32.92 meters 109' = 33.22 meters 110' = 33.53 meters 111' = 33.83 meters 112' = 34.14 meters 113' = 34.44 meters 114' = 34.75 meters 115' = 35.05 meters 116' = 35.36 meters 117' = 35.66 meters 118' = 35.97 meters 119' = 36.27 meters	120' = 36.58 meters 121' = 36.88 meters 122' = 37.19 meters 123' = 37.49 meters 124' = 37.8 meters 125' = 38.1 meters 126' = 38.4 meters 127' = 38.71 meters 128' = 39.01 meters 129' = 39.32 meters

Conversion Factors			
Abbreviations ' = foot or feet " = inch or inches lb = pound kg = kilogram cm = centimeter m = meter hp = horsepower kW = kilowatt hz = hertz	Distance and Length centimeter x 0.394 = inches centimeter x 0.03281 = feet meter x 3.281 = feet inches x 2.540 = centimeters feet x 30.48 = centimeters feet x 0.3049 = meters	Weight and Mass pounds x 0.454 = kilogram kilogram x 2.205 = pounds	Power horsepower x 0.746 = kilowatts kilowatts x 1.34 = horsepower