

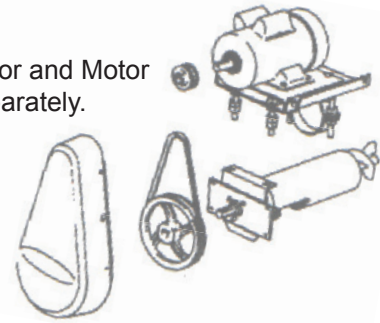


# Discharge Heads for Horizontal Unloading

**Prices Include**

- Discharge Head with Heavy-Duty Flighting
- Sealed, Self Aligning Bearing
- Drive Kit (Driven Pulley & Belt(s))
- E-Z Off Motor Mount
- Belt Shield

Order Motor and Motor Pulley separately.



For Bill Of Lading Items, see Page B-2

Discharge Heads with Motor Mount, Drive Kit, & Belt Shield							
Size inches (cm)	Belts	Power		Part Number	List Price	Weight	
		hp	kW			lb	kg
6" (15.24)	1	Thru 2	Thru 1.49	047186		75	34
	2	3 - 5	2.24-3.73	047187		77	35
	3	7½	5.59	047188		81	37
	1*	Thru 3	Thru 2.24	048489		112	51
	2*	5 - 7½	3.73-5.59	048490		114	52
8" (20.32)	1	Thru 2	Thru 1.49	047189		83	38
	2	3 - 5	2.24-3.73	047190		85	39
	3	7½ - 10	5.59-7.46	047191		89	41
	1*	Thru 3	Thru 2.24	048488		121	55
	2*	5 - 7½	3.73-5.59	048487		124	56
10" (25.40)	1	Thru 2	Thru 1.49	047192		153	70
	2	3 - 5	2.24-3.73	047193		156	71
	3	7½ - 10	5.59-7.46	047194		159	72
	4	15	11.19	047195		195	89
	2*	5 - 7½	3.73-5.59	046000		196	90
	2**	10 - 15	7.46-11.19	048837		272	124
12" (30.48)	3	5-10	3.73-7.46	047197		217	99
	4	15	11.19	047198		231	105
	2*	5 - 7½	3.73-5.59	046001		257	117
	2**	10 - 15	7.46-11.19	047199		300	136
	3**	20	14.91	047200		306	139

\* Discharge Head with #741 Gear Reducer Mounted  
\*\* Discharge Head with #3051 Gear Reducer Mounted

Order Tube and Auger Extensions separately to make up the required length.

Discharge Head Lengths		
Size	Tube	Auger
6" (15.24 cm)	24" (60.96 cm)	30½" (77.47 cm)
8" (20.32 cm)	24" (60.96 cm)	33" (83.82 cm)
10" (25.40cm)	30" (76.2 cm)	43" (109.2 cm)
12" (30.48 cm)	36" (91.44 cm)	52" 132.1 cm)

Horsepower Requirements					
Size inches (cm)	Bin Diameter		Power		Belts
	Feet	Meters	hp	kW	
6" (15.24)	14-16	4.27-4.88	¼	0.19	1
	17-25	5.18-7.62	1	0.75	1
	26-57	7.93-17.37	2	1.49	1
8" (20.32)	14-22	4.27-6.71	2	1.49	1
	23-34	7.01-10.36	3	2.24	2
	35-63	10.67-19.2	5	3.73	2
	64-75	19.51-22.76	7½	5.59	3
10" (25.40)	76-120	23.16-36.58	10	7.46	3
	14-34	4.27-10.36	5	3.73	2
	35-57	10.67-17.37	7½	5.59	3
	58-80	17.68-24.38	10	7.46	3
12" (30.48)	81-113	24.69-34.44	15	11.19	4
	114-120	34.75-36.58	20	14.91	3****
	14-25	4.27-7.62	5	3.73	3
270 RPM	26-37	7.96-11.28	7½	5.59	3
	38-57	11.58-17.37	10	7.46	3
	58-80	17.68-24.38	15	11.19	4
	81-120	24.69-36.58	20	14.91	3****

**Accessories\*\*\***

Underbin Adaptors Hutchinson to NECO (Includes Flanged Connection Sleeve and Shaft with Hardware)			
6" (15.24 cm)		8" (20.32 cm)	
047036		047037	

E-Z Off Motor Mount without Pivot Plate (Includes Base Plate, Hardware, and Clamping Bands)					
6" (15.24 cm)		8" (20.32 cm)		10" (25.40 cm)	
047350		047351		047352	

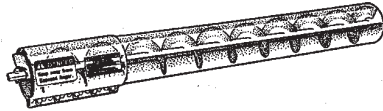
Bolt-on Flippers with Hardware					
6" (15.24 cm)		8" (20.32 cm)		10" (25.40 cm)	
047343		047344		047345	

\*\*\*\*Discharge Head with Speed Reducer

NOTE: Horsepower is rated for horizontal positioning in dry corn at the RPM listed. Use the next larger motor when drying high-moisture grain. Horespower and belts listed are for direct-drive units unless otherwise noted.



# Tube and Auger Extensions with Connections



Flighting Specifications			
Flighting OD	Tube OD	Flighting ID (galvanized)	Connecting Shaft OD
6" (15.24cm)	1½" (3.81cm)	11 gauge*	1¼" (3.175cm)
8" (20.32cm)	1½" (3.81cm)	11 gauge*	1¼" (3.175cm)
10" (25.40cm)	2" (5.08cm)	11 gauge*	1½" (3.81cm)
12" (30.48cm)	2" (5.08cm)	¼" (0.635cm)	1½" (3.81cm)

\*11 gauge galvanized = 0.1233" (0.3132cm)

Outside Tube	
6" (15.24cm)	16 Gauge Galvanized
8" (20.32cm)	14 Gauge Galvanized
10" (25.40cm)	12 Gauge Galvanized
12" (30.48cm)	12 Gauge Galvanized

\*12 gauge galvanized = 0.1084" (0.2753 cm)

14 gauge galvanized = 0.0785" (0.1994 cm)

16 gauge galvanized = 0.0635" (0.1613 cm)

Tube & Auger Length		6" Standard Flighting - 3/16"				6" Heavy Duty Flighting - 1/4"			
Ft	Meters	Part Number	List Price	Weight		Part Number	List Price	Weight	
				lb	kg			lb	kg
2	0.6096	047017		22	10	048635		25	12
4	1.219	047018		36	17	048636		41	19
6	1.829	047019		50	23	048637		58	27
8	2.438	019836		64	29	048638		71	32
10	3.048	019837		78	36	048639		91	41
12	3.658	019838		92	42	048640		106	48
14	4.267	019839		106	48	048641		124	56
16	4.877	019840		120	55	048642		141	64
18	5.486	019841		134	61	048643		157	71
20'	6.096	019842		148	67	048644		174	79

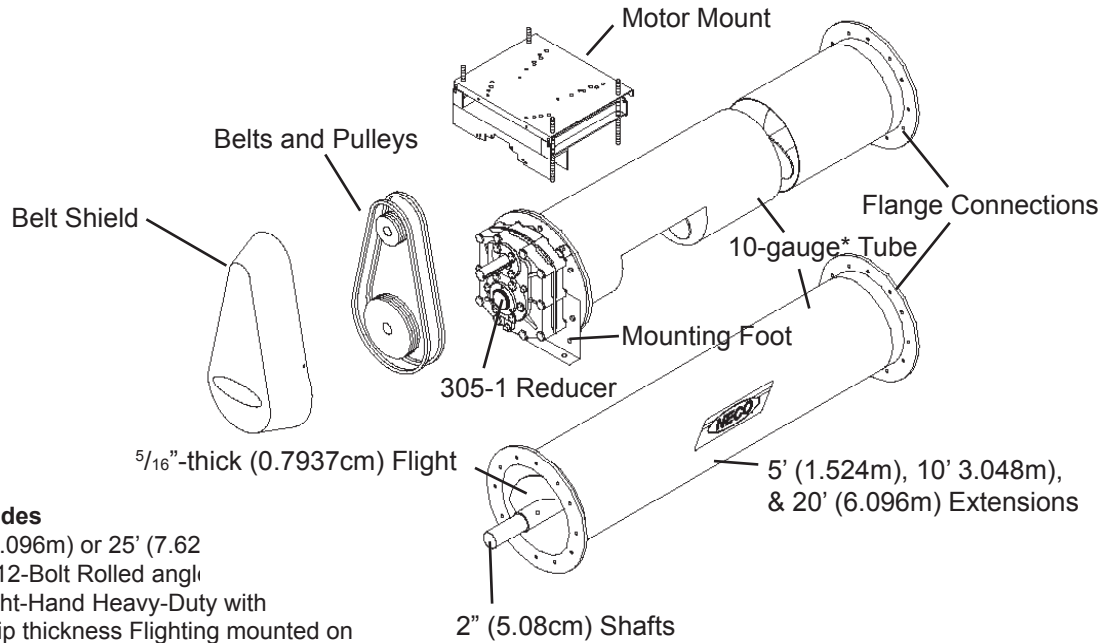
Tube & Auger Length		8" Standard Flighting - 3/16"				8" Heavy Duty Flighting - 1/4"				10" Standard Flighting - 3/16"			
Feet	Meters	Part Number	List Price	Weight		Part Number	List Price	Weight		Part Number	List Price	Weight	
				lb	kg			lb	kg			lb	kg
2'	0.6096	047020		31	25	048645		35	16	047023		56	26
4'	1.219	047021		60	41	048646		65	30	047024		80	37
6'	1.829	047022		89	58	048647		97	44	047025		105	48
8'	2.438	019825		118	71	048648		128	58	019843		133	61
10'	3.048	019826		147	91	048649		160	73	019844		162	74
12'	3.658	019827		176	106	048650		191	87	019845		200	91
14'	4.267	019828		205	124	048651		212	96	019846		224	102
16'	4.877	019829		234	141	048652		255	116	019847		249	114
18'	5.486	019830		263	157	048653		287	130	019848		277	126
20'	6.096	019831		292	174	048654		318	144	019849		304	139

Tube & Auger Length		10" Heavy Duty Flighting - 3/8"				12" Standard Flighting - 3/16"				12" Heavy Duty Flighting - 3/8"			
Feet	Meters	Part Number	List Price	Weight		Part Number	List Price	Weight		Part Number	List Price	Weight	
				lb	kg			lb	kg			lb	kg
2'	0.6096	048655		62	28	046156		73	33	047026		82	37
4'	1.219	048656		93	42	046157		114	52	047027		131	60
6'	1.829	048657		124	56	046158		155	71	047028		180	82
8'	2.438	048658		159	72	046159		196	90	047029		230	105
10'	3.048	048659		194	88	046160		237	108	047030		279	127
12'	3.658	048660		238	108	046161		278	126	047031		328	149
14'	4.267	048661		269	122	046162		319	145	047032		377	171
16'	4.877	048662		300	136	046163		360	163	047033		426	193
18'	5.486	048663		334	152	046164		400	181	047034		476	216
20'	6.096	048664		368	167	046165		442	201	047035		525	238



# 14" (35.56cm) All Purpose Auger

## Suggested List Prices



### Discharge Head Includes

- 14" (35.56cm) x 20' (6.096m) or 25' (7.62) Rolled\*\* Tube with 12-Bolt Rolled angle
- 13" (33.02cm) OD Right-Hand Heavy-Duty with  $\frac{5}{16}$ " (0.7937cm) Strip thickness Flighting mounted on 3" (7.62cm) OD,  $\frac{1}{4}$ " (0.635cm) wall tube
- 2" (5.08cm) OD Drive shaft
- NECO Model 3051 Reducer with 2" (5.08cm) taper Lock Bushings mounted to  $\frac{3}{8}$ " (0.9525cm) thick Mounting Plate
- Mounting Foot
- Drive Kit with Motor Mount, Belt Shield, and Motor Pulley
  - 10 hp (7.457kW) - 6" (15.24cm) x  $1\frac{3}{8}$ " (3.492cm) 2 GR.
  - 15-20 hp (11.185-14.914 kW) - 6" (15.24cm) x  $1\frac{5}{8}$ " (4.127) 3 GR.
  - 25-30 hp (18.64-22.37 kW)- 6" (15.24cm) x  $1\frac{7}{8}$ " (4.762cm) 4 GR.

14" Tube & Auger Extension***			
Extension Length		Part Number	List Price
Feet	Meters		
5	1.524	046230	
10	3.048	046240	
20	6.096	046246	

### Extensions Include

- 10-gauge\* Hot Rolled\*\*\* Tube with 12-Bolt Rolled angle flange rings welded
- 13" (33.02cm) OD Right-Hand Heavy-Duty ( $\frac{5}{16}$ " Strip thickness) Flighting mounted on 3" OD  $\frac{1}{4}$ " wall Tube
- 2" OD Connecting Shaft

Horsepower Requirements at 200 RPM (Dry Corn)**							
Power Needed		Length Horizontal 7800 BPH		Length at 25° 7000 BPH		Length at 45° 6500 BPH	
hp	kW	Feet	Meters	Feet	Meters	Feet	Meters
10	7.457	up to 30	up to 9.14	up to 24	up to 7.32	up to 20	up to 6.096
15	11.185	31-45	9.45-13.72	25-36	7.62-10.97	21-30	6.401-9.14
20	14.914	46-60	14.02-18.29	37-48	11.28-14.63	31-40	9.45-12.19
25	18.64	61-76	18.59-23.16	49-60	14.94-18.29	41-51	12.5-15.54
30	22.37	77-90	23.47-27.43	61-72	18.59-21.95	52-61	18.85-18.59

14" Discharge Head Assembly***					
Discharge Length		Power		Part Number	List Price
Feet	Meters	hp*	kW		
20	6.096	10	7.457	046247	
20	6.096	15 to 20	11.185-14.914	046248	
20	6.096	25 to 30	18.64-22.37	046249	
25	6.096	10	7.457	046207	
25	6.096	15 to 20	11.185-14.914	046209	
25	6.096	25 to 30	18.64-22.37	046224	

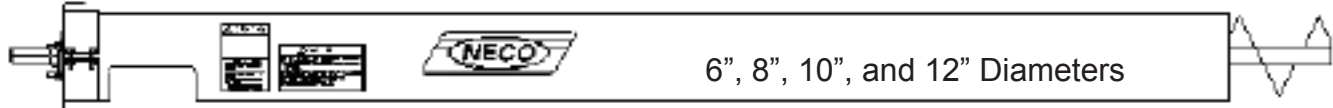
\*10-gauge galvanized = 0.1382" = .0351cm

\*\*Use next larger motor for high moisture application

\*\*\* For 10-gauge Hot Dipped Galvanized Tube in place of the Hot Rolled Painted Tube, Add \$20.00 per foot to the list price



## Utility Augers



### Prices Include

- Assembly as pictured
- Bearing End Cap
- Sealed Self-Aligning Precision Grade Bearing

Specifications	6" (15.24cm)	8" (20.32cm)	10" (25.40cm)	12" (30.48cm)
Galvanized Tube Gauge	16	14	12	12
Auger Flighting Gauge	7	7	7	7
Drive Shaft Diameter	1¼" (3.175cm)	1¼" (3.175cm)	1½" (3.81cm)	1½" (3.81cm)

Suggested List Price							
Part Number	Size		Tube		Auger		List Price
	Inches / Feet	metric	Inches	Meters	Inches	Meters	
046392	6" x 20'	15.24cm x 6.096m	240"	6.096	247"	6.274	
046393	6" x 15'	15.24cm x 4.572m	180"	4.572	187"	4.75	
046394	8" x 20'	20.32cm x 6.096m	240"	6.096	249"	6.325	
046395	8" x 15'	20.32cm x 4.572m	180"	4.572	189"	4.801	
046396	10" x 20'	25.40cm x 6.096m	240"	6.096	253"	6.426	
046397	10" x 15'	25.40cm x 4.572m	180"	4.572	193"	4.902	
046398	12" x 20'	30.48cm x 6.096m	240"	6.096	256"	6.502	
046399	12" x 15'	30.48cm x 4.572m	180"	4.572	196"	4.978	



## Utility Augers (Continued)

RPM	Size		Length		Power		Belts
	Inches	cm	Feet	Meters	hp	kW	
440	6"	15.24	Up to 11	Up to 3.35	¾	0.559	1
			12-15	3.66-4.57	1	0.746	1
			16-31	4.88-9.45	2	1.491	1
			32-47	9.75-14.33	3	2.237	2
440	8"	20.32	Up to 14	Up to 4.27	2	1.491	1
			15-20	4.57-6.10	3	2.237	2
			21-34	6.40-10.36	5	3.728	2
			35-43	10.67-13.11	7½	5.593	3
			44-63	31.41-19.2	10	7.457	3
330	10"	25.40	Up to 20	Up to 6.10	5	3.728	3
			21-31	6.40-9.45	7½	5.593	3
			32-43	9.75-13.11	10	7.457	4
			44-59	31.41-17.98	15	11.185	3*
			60-63	12.29-19.2	20	14.914	3
270	12"	30.48	Up to 15	Up to 4.57	5	3.728	3
			16-21	4.88-6.40	7½	5.593	3
			22-31	6.71-9.45	10	7.457	3
			32-43	9.75-13.11	15	11.185	4
			44-63	31.41-19.2	20	14.914	3*

### HORSEPOWER REQUIREMENTS

Horsepower is rated for horizontal positioning in dry corn at the RPM listed. Use the next larger motor when drying high-moisture grain. Horsepower and belts listed are for direct-drive units unless otherwise noted.

Use Motor Mount, Drive Kits and Belt shields from page B-2 in the Modular Unload Section B of the catalog to complete units.

Use extensions with Standard or Heavy-Duty flighting from page AP-2.

\*Discharge Head with Speed Reducer

### 8" (20.32cm) x 27" (68.58cm) Connecting Sleeve

Manufactured from 13-gauge,  
G-90 Galvanized Steel, Hardware Included

**Part Number 022408**

**NOTE!** This Sleeve does not have a liner. Tubes must be butted together to prevent leakage.





**6" (15.24cm) & 8" (20.32cm) All-Purpose Accessories**

Ref	Description	6"	Weight		List Price	8"	Weight		List Price	
		Part Number	lb	kg		Part Number	lb	kg		
A	Covered Slide-Gate Inlet with Rollers	023414	50	23		023414	50	23		
	Removable Sweep Pivot for Above	023233	5	2		023233	5	2		
B	Tube Adaptor (for adapting above to tube)	023205	17	8		023206	19	9		
C	Center Hoppers (for concrete)	047371	55	25		047376	55	25		
D	Intermediate Hoppers (for concrete)	047374	21	10		047379	22	10		
E	Adjustable Support Bracket	021032	33	15		021035	34	16		
F	Support Leg with Clamp	022680	22	10		022681	23	11		
G	Adjustable Bin Bracket	014527	22	10		014528	23	11		
H	Nylatron Peripheral Bearing	035234	2	1		035235	2	1		
I	2' Double-Lead Flighting Intake Section	022948	11	5		022949	13	6		
J	Horizontal Intake Boot with Idler Bearing	022318	32	15		022323	36	17		
K	Hopper for Horizontal Auger	022197	21	10		022204	29	13		
	Optional Bearing Kit for above	022506	2	1		022506	2	1		
L	Hopper for inclined Auger	022171	39	18		022177	42	19		
	Optional Bearing Kit for above	018140	2	1		018140	3	1.5		
M	Square Outlet	024236	7	3		024234	9	3		
N	90° Discharge Spout	021019	8	4		021022	11	5		
	35° Discharge Spout	018907	7	3		018909	10	5		
O	Roof Auger Hopper	048977	46	21		048978	54	25		
P	Flow Thru Intake Hopper	021243	32	15		021244	50	23		
Q	Intake Cage & Bearing Assembly	022362	15	7		022366	22	10		
R	2-Piece Adjustable Elbow, 7-gauge Steel	035507	15	7		035519	19	9		
S	Vertical Force Feed Intake Boot	022338	37	17		022343	53	24		
T	Flange Ring Connector "Swivel Type"	035379	1	0.5		035382	1	0.5		
	Flange Ring Connector "Quick Clamp"	036789	1	0.5		036790	2	1		
U	Square Flange Ring	035163	2	1		035164	2	1		
V	Round Flange Ring	035178	2	1		035230	2	1		
W	2-Way "X" Valves	*	*	*		*	*	*		
X	2-Way "Y" Valves	*	*	*		*	*	*		
Y	3-Way Valves	*	*	*		*	*	*		
Z	Clamping Bands (Half)	035003	1	0.5		035004	2	1		
	Clamping Bands (Bag of Hardware)	036616	3	1.5		036616	4	2		
AA	Mounting Bracket	036620	4	2		036621	5	2.5		
AB	Adjustable Support Stand	048493	27	12		048494	28	13		
AC	45° Elbow	024168	8	4		024170	12	6		
AD	Downspout Tube	*	*	*		*	*	*		
AE	Flexible Spouting Galvanized	*	*	*		*	*	*		
AF	Star Trussing Kits:	One Star	027228	83	38		028001	84	38	
		Two Star	027230	139	63		028003	143	65	
		Three Star	027231	--	--		028005	--	--	
		Five Star	027241	--	--		028007	--	--	
AG	Connecting Sleeve	036327	5	2.5		036328	7	3		
	AHB Connector Sleeve	024045	10	5		024048	13	6		
AH	Square-Round Transition	035455	7	3		035458	12	6		

\*See Separate Listing under "Spouting & Valves" Tab



**10" (25.40cm) & 12" (30.48cm) All-Purpose Accessories**

Ref	Description	10"	Weight		List Price	12"	Weight		List Price
		Part Number	lb	kg		Part Number	lb	kg	
A	Covered Slide-Gate Inlet with Rollers	023414	50	23		023414	50	23	
	Removable Sweep Pivot for Above	023233	5	2		023233	5	2	
B	Tube Adaptor (for adapting above to tube)	023207	21	10		023217	23	11	
C	Center Hoppers (for concrete)	046039	80	36		019237	171	78	
D	Intermediate Hoppers (for concrete)	046028	29	13		047384	73	33	
E	Adjustable Support Bracket	021036	35	16		021384	37	17	
F	Support Leg with Clamp	022682	24	11		N/A	--	--	
G	Adjustable Bin Bracket	014529	25	11		N/A	--	--	
H	Nylatron Peripheral Bearing	035236	3	1.5		N/A	--	--	
I	2' Double-Lead Flighting Intake Section	022950	19	9		022951	46	21	
J	Horizontal Intake Boot with Idler Bearing	022328	44	20		022333	67	31	
K	Hopper for Horizontal Auger	022211	39	18		N/A	--	--	
	Optional Bearing Kit for above	022505	2	1		022505	2	1	
L	Hopper for inclined Auger	022180	50	23		N/A	--	--	
	Optional Bearing Kit for above	N/A	--	--		N/A	--	--	
M	Square Outlet	024235	15	7		024237	30	14	
N	90° Discharge Spout	021025	20	9		021028	32	15	
	35° Discharge Spout	018911	19	9		047518	55	25	
O	Roof Auger Hopper	048979	69	32		048980	72	33	
P	Flow Thru Intake Hopper	021245	80	36		N/A	--	--	
Q	Intake Cage & Bearing Assembly	022369	35	16		022373	42	19	
R	2-Piece Adjustable Elbow, 7-gauge Steel	035508	40	18		035509	60	27	
S	Vertical Force Feed Intake Boot	022305	69	32		N/A	--	--	
T	Flange Ring Connector "Swivel Type"	035384	2	1		035385	4	2	
	Flange Ring Connector "Quick Clamp"	036791	3	1.5		036792	3	1.5	
U	Square Flange Ring	035165	3	1.5		035166	5	2.5	
V	Round Flange Ring	035180	3	1.5		035181	5	2.5	
W	2-Way "X" Valves	*	*	*		*	*	*	
X	2-Way "Y" Valves	*	*	*		*	*	*	
Y	3-Way Valves	*	*	*		*	*	*	
Z	Clamping Bands (Half)	035005	2	1		035006	3	1.5	
	Clamping Bands (Bag of Hardware)	036616	--	--		036616	--	--	
AA	Mounting Bracket	036622	6	3		N/A	--	--	
AB	Adjustable Support Stand	N/A	--	--		N/A	--	--	
AC	45° Elbow	024172	17	8		024174	--	--	
AD	Downspout Tube	*	*	*		*	*	*	
AE	Flexible Spouting Galvanized	*	*	*		*	*	*	
AF	Star Trussing Kits:	One Star	029436	100	46	N/A	--	--	
		Two Star	028010	175	80	N/A	--	--	
		Three Star	028593	--	--	N/A	--	--	
		Five Star	029416	--	--	N/A	--	--	
AG	Connecting Sleeve	036329	18	8		035034	24	11	
AH	Square-Round Transition	035461	18	8		036431	30	14	

\*See Separate Listing under "Spouting & Valves" Tab



# Series "AHB" Augers

Prices include:  
• Discharge Section

• Intermediate Section  
• Intake Section with Intake Boot

• Connections  
• Bearings

• Motor Mount  
• Belt Shield

Length	6" Series "AHB" 400-500 BPH						8" Series "AHB" 1100-1300 BPH						Length	6" Series "AHB" 400-500 BPH						8" Series "AHB" 1100-1300 BPH					
	Power		List Price	Weight		Power		List Price	Weight		Power			List Price	Weight		Power		List Price	Weight					
	hp	kW		lb	kg	hp	kW		lb	kg	hp	kW			lb	kg	hp	kW		lb	kg				
20'	1½	1.119	\$1,990	215	98	3	2.237		319	145	82'	3	2.237		746	338	5	3.728		1137	516				
22'	1½	1.119	\$2,594	247	112	3	2.237		366	166	84'	3	2.237		760	345	5	3.728		1159	526				
24'	1½	1.119	\$2,612	262	119	3	2.237		388	176	86'	3	2.237		775	352	5	3.728		1182	536				
26'	1½	1.119	\$2,760	276	125	3	2.237		411	186	88'	3	2.237		789	358	5	3.728		1204	546				
28'	1½	1.119	\$2,778	290	132	3	2.237		433	196	90'	5	3.728		803	364	5	3.728		1227	557				
30'	2	1.491	\$2,796	304	138	3	2.237		455	206	92'	5	3.728		836	379	5	3.728		1273	577				
32'	2	1.491	\$3,400	337	153	3	2.237		502	228	94'	5	3.728		850	386	5	3.728		1296	588				
34'	2	1.491	\$3,418	351	159	3	2.237		525	238	96'	5	3.728		864	392	5	3.728		1318	598				
36'	2	1.491	\$3,566	366	166	3	2.237		547	248	98'	5	3.728		879	399	5	3.728		1341	608				
38'	2	1.491	\$3,584	380	172	3	2.237		570	259	100'	5	3.728		880	399	7½	5.593		1357	616				
40'	3	2.237	\$3,705	391	177	3	2.237		576	261	102'	5	3.728		912	414	7½	5.593		1394	632				
42'	3	2.237	\$4,309	414	188	3	2.237		623	283	104'	5	3.728		927	420	7½	5.593		1416	642				
44'	3	2.237	\$4,327	428	194	3	2.237		645	293	106'	5	3.728		941	427	7½	5.593		1439	653				
46'	3	2.237	\$4,475	442	200	3	2.237		668	303	108'	5	3.728		955	433	7½	5.593		1461	663				
48'	3	2.237	\$4,493	456	207	3	2.237		690	313	110'	5	3.728		969	440	7½	5.593		1484	673				
50'	3	2.237	\$4,511	471	214	5	3.728		712	323	112'	5	3.728		1002	455	7½	5.593		1530	694				
52'	3	2.237	\$5,115	503	228	5	3.728		759	344	114'	5	3.728		1016	461	7½	5.593		1553	704				
54'	3	2.237	\$5,133	517	235	5	3.728		782	355	116'	5	3.728		1031	468	7½	5.593		1575	714				
56'	3	2.237	\$5,281	532	241	5	3.728		804	365	118'	5	3.728		1065	483	7½	5.593		1598	725				
58'	3	2.237	\$5,299	546	248	5	3.728		827	375	120'	5	3.728		1070	485	7½	5.593		1604	728				
60'	3	2.237	\$5,420	557	253	5	3.728		833	378	122'	5	3.728		1079	489	7½	5.593		1651	749				
62'	3	2.237	\$6,024	580	263	5	3.728		880	399	124'	5	3.728		1093	496	7½	5.593		1673	759				
64'	3	2.237	\$6,042	594	269	5	3.728		902	409	126'	5	3.728		1107	502	7½	5.593		1696	769				
66'	3	2.237	\$6,190	608	276	5	3.728		925	420	128'	5	3.728		1121	508	7½	5.593		1718	779				
68'	3	2.237	\$6,208	623	283	5	3.728		947	430	130'	5	3.728		1136	515	7½	5.593		1741	790				
70'	3	2.237	\$6,226	637	289	5	3.728		969	440	132'	5	3.728		1168	530	7½	5.593		1788	811				
72'	3	2.237	\$6,830	670	304	5	3.728		1016	461	134'	5	3.728		1183	537	7½	5.593		1810	821				
74'	3	2.237	\$6,848	684	310	5	3.728		1039	471	136'	5	3.728		1197	543	7½	5.593		1832	831				
76'	3	2.237	\$6,996	698	317	5	3.728		1061	481	138'	5	3.728		1211	549	7½	5.593		1845	837				
78'	3	2.237	\$7,014	712	323	5	3.728		1084	492	140'	5	3.728		1222	554	7½	5.593		1851	840				
80'	3	2.237	\$7,135	723	328	5	3.728		1090	494	--	--	--		--	--	--	--		--	--				

•For intake sections with Flow-Thru Intake Hopper add \$115 for 6" (15.24cm) augers and \$208 for 8" (20.32cm)

•Drive kit, Motor, and 3½" (8.89cm) OD Motor Pulley are not included.

•Heavy-Gauge, Large-Diameter Tube is available.

6" (15.24cm) & 8" (20.32cm) Drive Kits - 350 RPM						
Belts	Part Number	Power		List Price	Weight	
		hp	kW		lb	kg
1	022605	2	1.491		8	4
2	022606	3-5	2.237-3.728		10	5
3	022607	7½	5.593		15	7

For optional HD fighting  
Rolled from ¼" (0.635cm) strip  
Add to list price (per ft. length)  
\$12.94/ft. on 6" (15.24cm) units  
\$13.14/ft. on 8" (20.32cm) units

For a list of Drive Kits contents, please see *Drive Kits for Modular Unloading* at the end of this section.



## 6" (15.24cm) Series "AHB" Augers Bill of Lading List Prices

Description	Part Number	List Price
6" (15.24cm) AHB Intake Section Assembly with Horizontal Intake boot	024185	
6" (15.24cm) AHB Intake Section Assembly with Flow-Thru Intake Hopper in lieu of Horizontal Intake Boot	021149	
6" (15.24cm) AHB Discharge Section Assembly	024131	
6" X 2' (15.24cm x 0.6096m) AHB Intermediate Section with Connector Sleeve	024135	
6" X 4' (15.24cm x 1.219m) AHB Intermediate Section with Connector Sleeve	024136	
6" X 6' (15.24cm x 1.829m) AHB Intermediate Section with Connector Sleeve	024137	
6" X 8' (15.24cm x 2.438m) AHB Intermediate Section with Connector Sleeve	024138	
6" X 10' (15.24cm x 3.048m) AHB Intermediate Section with Connector Sleeve	024139	
6" X 20' (15.24cm x 6.096m) AHB Intermediate Section with Connector Sleeve	024140	
E-Z OFF Motor Mount	047917	
Belt Shield 15" to 20" (38.10cm to 50.8cm) Pulley's	047915	

## 8" (20.32cm) Series "AHB" Augers Bill of Lading List Price

Description	Part Number	List Price
8" (20.32cm) AHB Intake Section Assembly with Horizontal Intake boot	024186	
8" (20.32cm) AHB Intake Section Assembly with Flow-Thru Intake Hopper in lieu of Horizontal Intake Boot	021150	
8" (20.32cm) AHB Discharge Section Assembly	024133	
8" X 2' (20.32cm x 0.6096m) AHB Intermediate Section with Connector Sleeve	024147	
8" X 4' (20.32cm x 1.219m) AHB Intermediate Section with Connector Sleeve	024148	
8" X 6' (20.32cm x 1.829m) AHB Intermediate Section with Connector Sleeve	024149	
8" X 8' (20.32cm x 2.438m) AHB Intermediate Section with Connector Sleeve	024150	
8" X 10' (20.32cm x 3.048m) AHB Intermediate Section with Connector Sleeve	024151	
8" X 20' (20.32cm x 6.096m) AHB Intermediate Section with Connector Sleeve	024152	
E-Z OFF Motor Mount	047917	
Belt Shield 15" to 20" (38.10cm to 50.8cm) Pulley's	047915	

MANUFACTURED BY



Division of GLOBAL Industries, Inc.  
9364 N. 45th Street - Omaha, NE 68152  
Phone (402) 453-6912  
[www.necousa.com](http://www.necousa.com)



## Series "AHB" Auger Accessories Suggested List Prices

Description	6" (15.24cm)				8" 20.32cm)			
	Part Number	List Price	Weight		Part Number	List Price	Weight	
			lb	kg			lb	kg
AM Adjustable Support Bracket	021032		34	15	021035		35	16
BM Extra Inlet Assembly with Band	024238		13	6	024239		18	8
CM Rope-Controlled Slide Gate Outlet	024103		62	28	024108		87	39
DM Slide Gate Outlet	024059		48	22	024068		72	33
EM Square-to-Round Transition	035455		7	3	035458		12	5
FM 2-Piece Adjustable Elbow	035507		15	7	035519		19	9
GM Flange Ring Connectors	035379		1		035382		1	
Quick Connect Flange Ring	036789		1		036790		2	1
HM Connecting Sleeve - "A" Type	036327		5	2	036328		7	3
Connecting Sleeve - "AHB" Type	024045		10	5	024048		13	6
JM Intake Hopper	024118		13	6	024123		16	7
KM Tube, 14-gauge x 10' (3.048m) Galvanized	*	*	*	*	*	*	*	*
Tube, 14-gauge x 20' (6.096m) Galvanized	*	*	*	*	*	*	*	*
LM Flexible Spouting	*	*	*	*	*	*	*	*
5' (1.524m) with Square Flange Ring	**	**	**	**	**	**	**	**
5' (1.524m) without Flange Ring	**	**	**	**	**	**	**	**
10' (3.048m) without Flange Ring	**	**	**	**	**	**	**	**
25' (7.62m) without Flange Ring	**	**	**	**	**	**	**	**
MM 45° Elbow	024168		8	4	024170		12	5
PM Square Flange Ring	035163		2	1	035164		2	1
QM Round Flange Ring	035178		2	1	035230		2	1
RM Star Trussing Kit (without Cable)	--	--	--	--	--	--	--	--
Thru 40' (12.19m) Span - 1 Star Truss	027228		83	38	028001		83	38
40' (12.19m) Thru 60' Span - 2 Star	027230		139	63	028003		143	65
60' (18.29m) Thru 80' Span - 3 Star	027231		189	86	028005		194	88
80' (24.38m) Thru 100' Span - 5 Star	027241		239	108	028007		244	111
SM Mounting Bracket with Band & Hardware	036620		4	2	036621		5	2
TM Clamping Bands (Bag with Hardware)	036616		3	1.5	036616		3	1.5
Clamping Band (Half)	035003		1	0.5	035004		2	1
UM 2-way Valve ("X" Type)	***	--	***	***	***	--	***	***
VM 2-way Valve ("Y" Type)	***	--	***	***	***	--	***	***
WM 3-way Valve	***	--	***	***	***	--	***	***
XM Speed Reducer Kit - Up to 2 hp (1.491kW)	024197		53	24	024200		54	24
NECO 741 & Hardware - 3 to 5 hp (2.237-3.728kW)	024198		56	25	024201		56	25
- 7½ hp (5.593kW)	024199		57	26	024202		58	26

\*See Tube prices in Spouting and Valves Section

\*\*See Flex Spout prices in the Downspouts and Valves Section

\*\*\*See Valve prices in Downspouts and Valves Section



## Drive Kits for Modular Unloading All-Purpose and "AHB" Augers

Part Number	List Price	Auger Size	RPM	Power		Drive Kit Consists of...	
				hp	kW		
022600		6"/8" (15.24cm/20.32cm)	430	¾ to 2	0.559-1.491	12" x 1¼" (30.48cm x 3.175cm) 1-groove pulley	1-B50 Belt
022024		6"/8" (15.24cm/20.32cm)	430	3 to 5	2.237-3.728	12" x 1¼" (30.48cm x 3.175cm) 2-groove pulley	2-B50 Belts
022602		6"/8" (15.24cm/20.32cm)	430	7½	5.593	12" x 1¼" (30.48cm x 3.175cm) 3-groove pulley	3-B52 Belts
022603		10"/12" (25.40cm/30.48cm)	430	3 to 5	2.237-3.728	12" x 1½" (30.48cm x 3.81cm) 2-groove pulley	2-B53 Belts
022604		10"/12" (25.40cm/30.48cm)	430	7½	5.593	12" x 1½" (30.48cm x 3.81cm) 3-groove pulley	3-B53 Belts
022605		6"/8" (15.24cm/20.32cm)	350	¾ to 2	0.559-1.491	16" x 1¼" (40.64cm x 3.175cm) 1-groove pulley	1-B56 Belt
022606		6"/8" (15.24cm/20.32cm)	350	3 to 5	2.237-3.728	16" x 1¼" (40.64cm x 3.175cm) 2-groove pulley	2-B59 Belts
022607		6"/8" (15.24cm/20.32cm)	350	7½	5.593	16" x 1¼" (40.64cm x 3.175cm) 3-groove pulley	3-B59 Belts
022608		10"/12" (25.40cm/30.48cm)	320	2	1.491	16" x 1½" (40.64cm x 3.81cm) 1-groove pulley	1-B63 Belts
022609		10"/12" (25.40cm/30.48cm)	320	3 to 5	2.237-3.728	16" x 1½" (40.64cm x 3.81cm) 2-groove pulley	2-B65 Belts
022610		10"/12" (25.40cm/30.48cm)	320	7½	5.593	16" x 1½" (40.64cm x 3.81cm) 3-groove pulley	3-B65 Belts
047013		10"/12" (25.40cm/30.48cm)	350*	10	7.457	18.4" x 1½" (46.74cm x 3.81cm) 3-groove pulley	3-B70 Belts
047014		10"/12" (25.40cm/30.48cm)	350*	15	11.185	18.4" x 1½" (46.74cm x 3.81cm) 4-groove pulley	4-B70 Belts

\*Using a 4" (10.16cm) Motor Pulley

MANUFACTURED BY



Division of GLOBAL Industries, Inc.  
9364 N. 45th Street - Omaha, NE 68152  
Phone (402) 453-6912



Conversion Table

<p><b>Length Conversion</b></p> <p>' = foot or feet " = inch or inches</p> <p>¼" = 0.635 cm ½" = 1.27 cm ¾" = 1.905 cm 1" = 2.54 cm 1¼" = 3.175 cm 1½" = 3.81 cm 1¾" = 4.445 cm 2" = 5.08 cm 3" = 7.62 cm 3.2" = 8.128 cm 4" = 10.16 cm 5" = 12.7 cm 6" = 15.24 cm 7" = 17.78 cm 7½" = 19.05 cm 8" = 20.32 cm 9" = 22.86 cm</p> <p>10" = 25.40 cm 11" = 27.94 cm 12" = 30.48 cm 13" = 33.02 cm 14" = 35.56 cm 15" = 38.10 cm 16" = 40.64 cm 18" = 45.72 cm 18.4" = 46.74 cm</p> <p>20" = 50.8 cm 22" = 55.88 cm 24" = 60.96 cm 27" = 68.58 cm 28" = 71.12 cm 30" = 76.2 cm 30½" = 77.47 cm 32" = 81.28 cm 33" = 83.82 cm 36" = 91.44 cm 43" = 109.2 cm 52" = 132.1 cm 63" = 160 cm</p>	<p>1' = 0.3048 meters 2' = 0.6096 meters 3' = 0.9144 meters 4' = 1.219 meters 4'8" = 1.422 meters 5' = 1.524 meters 6' = 1.829 meters 7' = 2.134 meters 7'6" = 2.286 meters 8' = 2.438 meters 9' = 2.743 meters</p> <p>10' = 3.048 meters 11' = 3.353 meters 12' = 3.658 meters 13' = 3.962 meters 14' = 4.267 meters 15' = 4.572 meters 16' = 4.877 meters 17' = 5.182 meters 18' = 5.486 meters 19' = 5.791 meters</p> <p>20' = 6.096 meters 21' = 6.401 meters 22' = 6.706 meters 23' = 7.01 meters 24' = 7.315 meters 25' = 7.62 meters 26' = 7.925 meters 27' = 8.23 meters 28' = 8.534 meters 29' = 8.839 meters</p> <p>30' = 9.144 meters 31' = 9.449 meters 32' = 9.754 meters 33' = 10.06 meters 34' = 10.36 meters 35' = 10.67 meters 36' = 10.97 meters 37' = 11.28 meters 38' = 11.58 meters 39' = 11.89 meters</p>	<p>40' = 12.19 meters 41' = 12.5 meters 42' = 12.8 meters 43' = 13.11 meters 44' = 31.41 meters 45' = 13.72 meters 46' = 14.02 meters 47' = 14.33 meters 48' = 14.63 meters 49' = 14.94 meters</p> <p>50' = 15.24 meters 51' = 15.54 meters 52' = 15.85 meters 53' = 16.15 meters 54' = 16.46 meters 55' = 16.76 meters 56' = 17.07 meters 57' = 17.37 meters 58' = 17.68 meters 59' = 17.98 meters</p> <p>60' = 18.29 meters 61' = 18.59 meters 62' = 18.9 meters 63' = 19.2 meters 64' = 19.51 meters 65' = 19.81 meters 66' = 20.12 meters 67' = 20.42 meters 68' = 20.73 meters 69' = 21.03 meters</p> <p>70' = 21.34 meters 71' = 21.64 meters 72' = 21.95 meters 73' = 22.25 meters 74' = 22.56 meters 75' = 22.86 meters 76' = 23.16 meters 77' = 23.47 meters 78' = 23.77 meters 79' = 24.08 meters</p>	<p>80' = 24.38 meters 81' = 24.69 meters 82' = 24.99 meters 83' = 25.3 meters 84' = 25.6 meters 85' = 25.91 meters 86' = 26.21 meters 87' = 26.52 meters 88' = 26.82 meters 89' = 27.13 meters</p> <p>90' = 27.43 meters 91' = 27.74 meters 92' = 28.04 meters 93' = 28.25 meters 94' = 28.65 meters 95' = 28.96 meters 96' = 29.26 meters 97' = 29.57 meters 98' = 29.87 meters 99' = 30.18 meters 100' = 30.48 meters</p> <p>101' = 30.78 meters 102' = 31.09 meters 103' = 31.39 meters 104' = 31.7 meters 105' = 32 meters 106' = 32.31 meters 107' = 32.61 meters 108' = 32.92 meters 109' = 33.22 meters 110' = 33.53 meters</p> <p>111' = 33.83 meters 112' = 34.14 meters 113' = 34.44 meters 114' = 34.75 meters 115' = 35.05 meters 116' = 35.36 meters 117' = 35.66 meters 118' = 35.97 meters 119' = 36.27 meters</p>	<p>120' = 36.58 meters 121' = 36.88 meters 122' = 37.19 meters 123' = 37.49 meters 124' = 37.8 meters 125' = 38.1 meters 126' = 38.4 meters 127' = 38.71 meters 128' = 39.01 meters 129' = 39.32 meters</p> <p><b>Power Conversion</b></p> <p><u>hp</u>      <u>kW</u></p> <p>0.25 = 0.1861 0.5 = 0.3728 0.75 = 0.5593 1 = 0.7456 1.5 = 1.1185 2 = 1.4913 2.5 = 1.8642 2.65 = 1.976 3 = 2.2370 5 = 3.7284 7 = 5.2198 7½ = 5.5927 10 = 7.4569 15 = 11.1854 20 = 14.9139 30 = 22.37 40 = 29.83 50 = 37.28 60 = 44.74</p>

Conversion Factors

<p><b>Abbreviations</b></p> <p>' = foot or feet " = inch or inches</p> <p>lb = pound kg = kilogram</p> <p>cm = centimeter m = meter</p> <p>hp = horsepower kW = kilowatt hz = hertz</p>	<p><b>Distance and Length</b></p> <p>centimeter x 0.394 = inches centimeter x 0.03281 = feet meter x 3.281 = feet</p> <p>inches x 2.540 = centimeters feet x 30.48 = centimeters feet x 0.3049 = meters</p>	<p><b>Weight and Mass</b></p> <p>pounds x 0.454 = kilogram kilogram x 2.205 = pounds</p>	<p><b>Power</b></p> <p>horsepower x 0.746 = kilowatts kilowatts x 1.34 = horsepower</p>
---	---	--	---